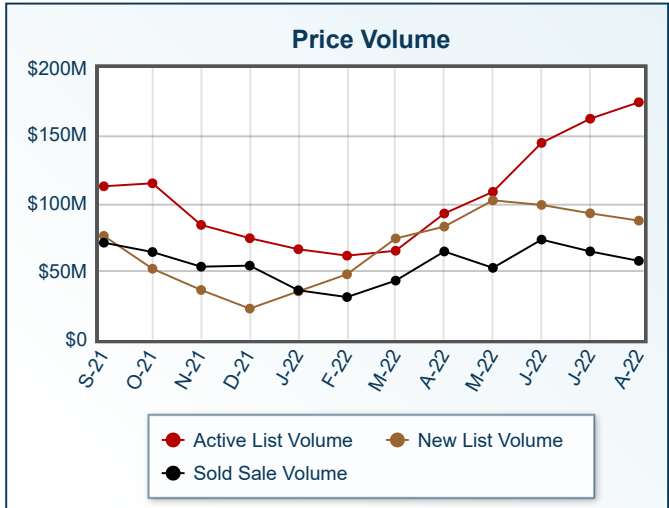
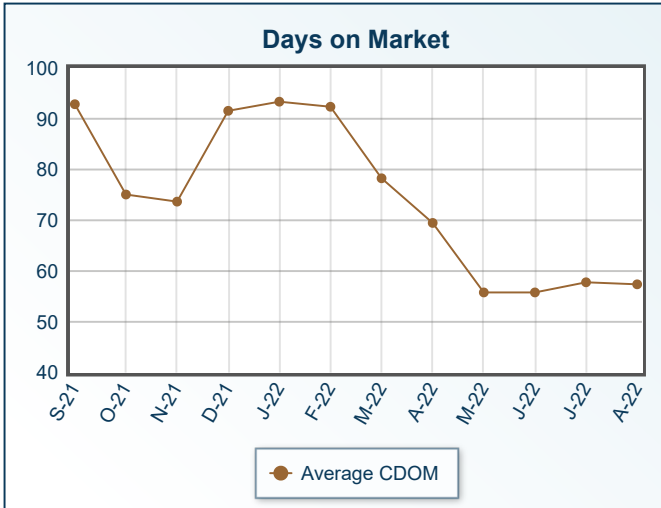
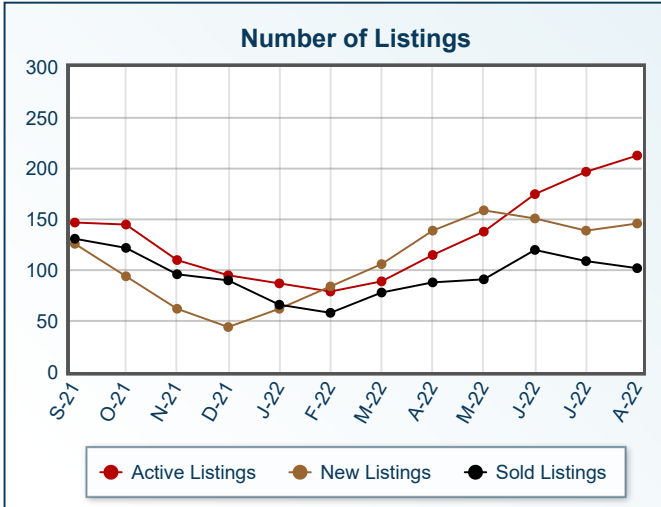


Market Summary

Missoula Residential, August 2022



Summary Statistics						
	Aug-22	Aug-21	% Chg	2022 YTD	2021 YTD	% Chg
Absorption Rate	2.17	1.27	70.87	1.32	1.14	15.79
Average List Price	\$821,035	\$752,541	9.10	\$642,887	\$571,006	12.59
Median List Price	\$695,000	\$599,000	16.03	\$555,000	\$451,450	22.94
Average Sale Price	\$567,620	\$506,071	12.16	\$596,591	\$491,705	21.33
Median Sale Price	\$547,000	\$481,000	13.72	\$532,250	\$440,000	20.97
Average CDOM	57	78	-26.92	66	84	-21.43
Median CDOM	47	49	-4.08	43	48	-10.42

Sold Listings	This Month			Year to Date		
	2022	2021	% Chg	2022	2021	% Chg
	0-99,999	0	0	0.0	0	2
100,000-149,999	0	1	-100.0	0	6	-100.0
150,000-199,999	1	0	N/A	4	18	-77.8
200,000-249,999	0	4	-100.0	13	27	-51.9
250,000-299,999	2	6	-66.7	14	54	-74.1
300,000-349,999	8	8	0.0	39	91	-57.1
350,000-399,999	10	20	-50.0	61	133	-54.1
400,000-449,999	10	15	-33.3	81	129	-37.2
450,000-499,999	10	17	-41.2	91	109	-16.5
500,000-549,999	11	16	-31.2	79	59	33.9
550,000-599,999	10	10	0.0	63	64	-1.6
600,000-649,999	13	11	18.2	70	45	55.6
650,000-699,999	5	6	-16.7	40	38	5.3
700,000-749,999	3	7	-57.1	34	29	17.2
750,000-799,999	8	4	100.0	33	12	175.0
800,000-849,999	4	2	100.0	26	11	136.4
850,000-899,999	2	1	100.0	11	7	57.1
900,000-949,999	1	0	N/A	10	7	42.9
950,000-999,999	1	0	N/A	8	9	-11.1
1,000,000-1,099,999	0	1	-100.0	6	9	-33.3
1,100,000-1,199,999	1	1	0.0	7	3	133.3
1,200,000-1,299,999	1	0	N/A	7	1	600.0
1,300,000-1,399,999	0	0	0.0	2	3	-33.3
1,400,000-1,499,999	0	0	0.0	3	2	50.0
1,500,000-1,599,999	1	1	0.0	2	2	0.0
1,600,000-1,699,999	0	0	0.0	3	2	50.0
1,700,000-1,799,999	0	0	0.0	1	0	N/A
1,800,000-1,899,999	0	0	0.0	0	0	0.0
1,900,000-1,999,999	0	0	0.0	1	0	N/A
2,000,000-2,249,999	0	0	0.0	0	3	-100.0
2,250,000-2,499,999	0	0	0.0	2	0	N/A
2,500,000-2,749,999	0	0	0.0	0	1	-100.0
2,750,000-2,999,999	0	0	0.0	0	0	0.0
3,000,000-3,249,999	0	0	0.0	0	0	0.0
3,250,000-3,499,999	0	0	0.0	0	0	0.0
3,500,000-3,749,999	0	0	0.0	0	1	-100.0
3,750,000-3,999,999	0	0	0.0	0	0	0.0
4,000,000-4,249,999	0	0	0.0	0	0	0.0
4,250,000-4,499,999	0	0	0.0	0	0	0.0
4,500,000-4,749,999	0	0	0.0	0	0	0.0
4,750,000-4,999,999	0	0	0.0	0	0	0.0
5,000,000+	0	0	0.0	1	0	N/A
Totals	102	131	-22.1	712	877	-18.8

Pending Listings	This Month			Year to Date		
	2022	2021	% Chg	2022	2021	% Chg
	0-99,999	0	0	0.0	0	2
100,000-149,999	0	1	-100.0	1	5	-80.0
150,000-199,999	0	1	-100.0	6	20	-70.0
200,000-249,999	0	9	-100.0	8	35	-77.1
250,000-299,999	2	6	-66.7	24	92	-73.9
300,000-349,999	10	11	-9.1	46	104	-55.8
350,000-399,999	14	13	7.7	98	146	-32.9
400,000-449,999	10	14	-28.6	82	119	-31.1
450,000-499,999	15	19	-21.1	103	101	2.0
500,000-549,999	5	10	-50.0	61	70	-12.9
550,000-599,999	17	17	0.0	78	90	-13.3
600,000-649,999	5	4	25.0	44	38	15.8
650,000-699,999	6	8	-25.0	49	49	0.0
700,000-749,999	3	2	50.0	32	23	39.1
750,000-799,999	7	5	40.0	35	12	191.7
800,000-849,999	2	4	-50.0	18	11	63.6
850,000-899,999	1	2	-50.0	13	13	0.0
900,000-949,999	1	3	-66.7	8	4	100.0
950,000-999,999	0	1	-100.0	12	10	20.0
1,000,000-1,099,999	1	2	-50.0	4	6	-33.3
1,100,000-1,199,999	2	0	N/A	8	7	14.3
1,200,000-1,299,999	1	1	0.0	10	5	100.0
1,300,000-1,399,999	1	1	0.0	8	6	33.3
1,400,000-1,499,999	0	1	-100.0	2	3	-33.3
1,500,000-1,599,999	0	0	0.0	3	3	0.0
1,600,000-1,699,999	0	0	0.0	2	1	100.0
1,700,000-1,799,999	0	1	-100.0	1	1	0.0
1,800,000-1,899,999	0	0	0.0	1	1	0.0
1,900,000-1,999,999	0	0	0.0	0	0	0.0
2,000,000-2,249,999	0	1	-100.0	1	2	-50.0
2,250,000-2,499,999	0	0	0.0	2	3	-33.3
2,500,000-2,749,999	0	0	0.0	0	0	0.0
2,750,000-2,999,999	0	0	0.0	0	2	-100.0
3,000,000-3,249,999	0	0	0.0	0	0	0.0
3,250,000-3,499,999	0	0	0.0	0	0	0.0
3,500,000-3,749,999	0	0	0.0	0	0	0.0
3,750,000-3,999,999	0	0	0.0	0	0	0.0
4,000,000-4,249,999	0	0	0.0	0	0	0.0
4,250,000-4,499,999	0	0	0.0	0	0	0.0
4,500,000-4,749,999	0	0	0.0	0	0	0.0
4,750,000-4,999,999	0	0	0.0	0	0	0.0
5,000,000+	0	0	0.0	0	1	-100.0
Totals	103	137	-24.8	760	985	-22.8

Active Listings	This Month			Year to Date			New Listings	This Month			Year to Date		
	2022	2021	% Chg	2022	2021	% Chg		2022	2021	% Chg	2022	2021	% Chg
	0-99,999	0	0	0.0	0	2		-100.0	0-99,999	0	0	0.0	0
100,000-149,999	1	0	N/A	2	5	-60.0	100,000-149,999	1	0	N/A	2	5	-60.0
150,000-199,999	0	1	-100.0	7	21	-66.7	150,000-199,999	0	0	0.0	7	21	-66.7
200,000-249,999	0	2	-100.0	9	39	-76.9	200,000-249,999	0	6	-100.0	8	38	-78.9
250,000-299,999	4	0	N/A	31	101	-69.3	250,000-299,999	4	6	-33.3	29	93	-68.8
300,000-349,999	7	8	-12.5	53	110	-51.8	300,000-349,999	13	8	62.5	51	103	-50.5
350,000-399,999	16	10	60.0	115	168	-31.5	350,000-399,999	16	13	23.1	112	159	-29.6
400,000-449,999	5	7	-28.6	91	143	-36.4	400,000-449,999	9	17	-47.1	90	128	-29.7
450,000-499,999	13	18	-27.8	127	122	4.1	450,000-499,999	19	17	11.8	122	113	8.0
500,000-549,999	10	13	-23.1	78	82	-4.9	500,000-549,999	13	9	44.4	75	78	-3.8
550,000-599,999	28	24	16.7	116	113	2.7	550,000-599,999	20	20	0.0	103	107	-3.7
600,000-649,999	7	5	40.0	60	45	33.3	600,000-649,999	15	4	275.0	55	43	27.9
650,000-699,999	21	9	133.3	75	63	19.0	650,000-699,999	7	8	-12.5	69	56	23.2
700,000-749,999	16	6	166.7	51	32	59.4	700,000-749,999	5	4	25.0	43	24	79.2
750,000-799,999	10	9	11.1	50	27	85.2	750,000-799,999	9	7	28.6	46	21	119.0
800,000-849,999	5	6	-16.7	28	20	40.0	800,000-849,999	2	9	-77.8	28	18	55.6
850,000-899,999	12	4	200.0	28	21	33.3	850,000-899,999	0	3	-100.0	27	20	35.0
900,000-949,999	3	3	0.0	16	7	128.6	900,000-949,999	3	3	0.0	15	7	114.3
950,000-999,999	4	5	-20.0	20	16	25.0	950,000-999,999	2	1	100.0	16	10	60.0
1,000,000-1,099,999	12	1	1100.0	18	7	157.1	1,000,000-1,099,999	2	2	0.0	16	7	128.6
1,100,000-1,199,999	6	2	200.0	13	11	18.2	1,100,000-1,199,999	0	2	-100.0	11	10	10.0
1,200,000-1,299,999	5	5	0.0	17	11	54.5	1,200,000-1,299,999	0	0	0.0	14	8	75.0
1,300,000-1,399,999	8	3	166.7	17	10	70.0	1,300,000-1,399,999	1	2	-50.0	13	8	62.5
1,400,000-1,499,999	5	5	0.0	8	8	0.0	1,400,000-1,499,999	1	1	0.0	6	7	-14.3
1,500,000-1,599,999	3	2	50.0	6	6	0.0	1,500,000-1,599,999	1	0	N/A	4	5	-20.0
1,600,000-1,699,999	3	1	200.0	6	3	100.0	1,600,000-1,699,999	1	0	N/A	6	1	500.0
1,700,000-1,799,999	1	2	-50.0	2	3	-33.3	1,700,000-1,799,999	0	0	0.0	0	2	-100.0
1,800,000-1,899,999	0	0	0.0	3	1	200.0	1,800,000-1,899,999	0	0	0.0	3	1	200.0
1,900,000-1,999,999	3	2	50.0	4	3	33.3	1,900,000-1,999,999	0	0	0.0	4	2	100.0
2,000,000-2,249,999	1	1	0.0	2	3	-33.3	2,000,000-2,249,999	0	0	0.0	2	2	0.0
2,250,000-2,499,999	0	0	0.0	3	4	-25.0	2,250,000-2,499,999	1	0	N/A	3	2	50.0
2,500,000-2,749,999	1	0	N/A	1	1	0.0	2,500,000-2,749,999	0	0	0.0	1	0	N/A
2,750,000-2,999,999	1	1	0.0	3	3	0.0	2,750,000-2,999,999	1	0	N/A	3	2	50.0
3,000,000-3,249,999	1	1	0.0	1	1	0.0	3,000,000-3,249,999	0	0	0.0	1	1	0.0
3,250,000-3,499,999	0	0	0.0	0	2	-100.0	3,250,000-3,499,999	0	0	0.0	0	2	-100.0
3,500,000-3,749,999	1	0	N/A	1	0	N/A	3,500,000-3,749,999	0	0	0.0	1	0	N/A
3,750,000-3,999,999	0	0	0.0	0	0	0.0	3,750,000-3,999,999	0	0	0.0	0	0	0.0
4,000,000-4,249,999	0	0	0.0	0	0	0.0	4,000,000-4,249,999	0	0	0.0	0	0	0.0
4,250,000-4,499,999	0	0	0.0	0	1	-100.0	4,250,000-4,499,999	0	0	0.0	0	1	-100.0
4,500,000-4,749,999	0	0	0.0	0	0	0.0	4,500,000-4,749,999	0	0	0.0	0	0	0.0
4,750,000-4,999,999	0	0	0.0	0	0	0.0	4,750,000-4,999,999	0	0	0.0	0	0	0.0
5,000,000+	0	0	0.0	0	3	-100.0	5,000,000+	0	0	0.0	0	2	-100.0
Totals	213	156	36.5	1062	1218	-12.8	Totals	146	142	2.8	986	1109	-11.1

All information is subject to change, is deemed reliable but is not guaranteed, and should be independently verified. The information being provided is for consumers' personal, non-commercial use and may not be used for any other purpose other than to identify prospective properties consumers may be interested in purchasing. © 2022 Montana Regional MLS, LLC and FBS. All Rights Reserved. Prepared by Casey Robinson, GRI,BA,CRS,SFR on Monday, September 26, 2022 8:18 PM.