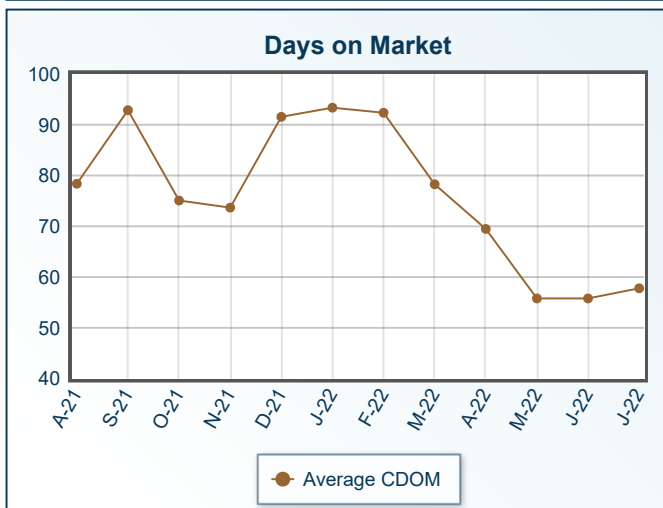
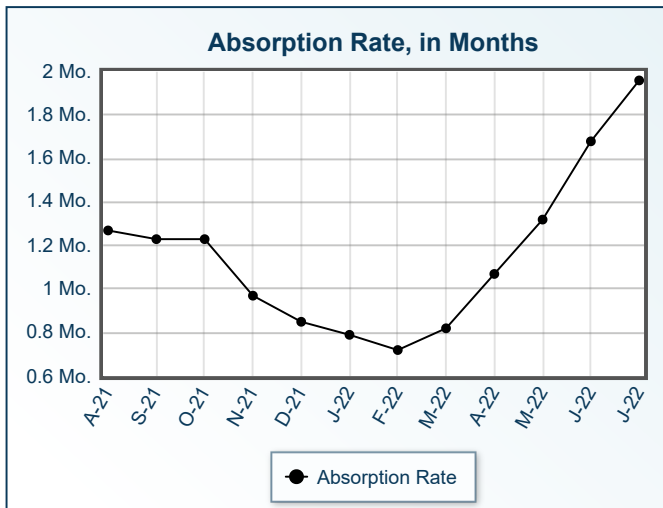
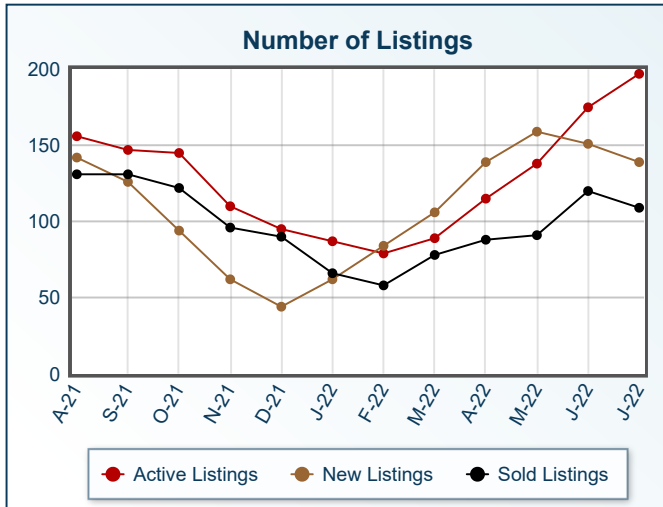


Market Summary

Missoula Residential, July 2022



Summary Statistics						
	Jul-22	Jul-21	% Chg	2022 YTD	2021 YTD	% Chg
Absorption Rate	1.96	1.34	46.27	1.19	1.12	6.25
Average List Price	\$826,132	\$734,320	12.50	\$649,653	\$571,112	13.75
Median List Price	\$700,000	\$565,000	23.89	\$559,950	\$449,900	24.46
Average Sale Price	\$595,347	\$498,670	19.39	\$601,435	\$489,183	22.95
Median Sale Price	\$525,000	\$460,000	14.13	\$530,000	\$435,000	21.84
Average CDOM	57	85	-32.94	68	85	-20.00
Median CDOM	42	45	-6.67	43	48	-10.42

Sold Listings	This Month			Year to Date			Pending Listings	This Month			Year to Date		
	2022	2021	% Chg	2022	2021	% Chg		2022	2021	% Chg	2022	2021	% Chg
	0-99,999	0	1	-100.0	0	2		-100.0	0-99,999	0	0	0.0	0
100,000-149,999	0	0	0.0	0	5	-100.0	100,000-149,999	0	0	0.0	1	4	-75.0
150,000-199,999	0	1	-100.0	3	18	-83.3	150,000-199,999	0	2	-100.0	6	19	-68.4
200,000-249,999	2	4	-50.0	13	23	-43.5	200,000-249,999	2	5	-60.0	8	26	-69.2
250,000-299,999	3	10	-70.0	12	48	-75.0	250,000-299,999	3	7	-57.1	22	86	-74.4
300,000-349,999	6	8	-25.0	31	83	-62.7	300,000-349,999	4	8	-50.0	36	93	-61.3
350,000-399,999	11	17	-35.3	51	113	-54.9	350,000-399,999	12	20	-40.0	84	133	-36.8
400,000-449,999	14	19	-26.3	71	114	-37.7	400,000-449,999	16	14	14.3	72	105	-31.4
450,000-499,999	13	26	-50.0	81	92	-12.0	450,000-499,999	15	14	7.1	88	82	7.3
500,000-549,999	11	9	22.2	68	43	58.1	500,000-549,999	9	6	50.0	56	60	-6.7
550,000-599,999	4	9	-55.6	53	54	-1.9	550,000-599,999	10	13	-23.1	61	73	-16.4
600,000-649,999	11	8	37.5	57	34	67.6	600,000-649,999	6	10	-40.0	39	34	14.7
650,000-699,999	7	9	-22.2	35	32	9.4	650,000-699,999	8	4	100.0	43	41	4.9
700,000-749,999	7	5	40.0	31	22	40.9	700,000-749,999	7	2	250.0	29	21	38.1
750,000-799,999	4	2	100.0	25	8	212.5	750,000-799,999	5	0	N/A	28	7	300.0
800,000-849,999	3	0	N/A	22	9	144.4	800,000-849,999	1	0	N/A	16	7	128.6
850,000-899,999	3	1	200.0	9	6	50.0	850,000-899,999	4	2	100.0	12	11	9.1
900,000-949,999	2	4	-50.0	9	7	28.6	900,000-949,999	1	0	N/A	7	1	600.0
950,000-999,999	0	0	0.0	7	9	-22.2	950,000-999,999	1	0	N/A	12	9	33.3
1,000,000-1,099,999	2	2	0.0	6	8	-25.0	1,000,000-1,099,999	2	0	N/A	3	4	-25.0
1,100,000-1,199,999	2	0	N/A	6	2	200.0	1,100,000-1,199,999	0	1	-100.0	6	7	-14.3
1,200,000-1,299,999	2	1	100.0	6	1	500.0	1,200,000-1,299,999	1	0	N/A	9	4	125.0
1,300,000-1,399,999	0	0	0.0	2	3	-33.3	1,300,000-1,399,999	2	1	100.0	7	5	40.0
1,400,000-1,499,999	0	1	-100.0	3	2	50.0	1,400,000-1,499,999	0	1	-100.0	2	2	0.0
1,500,000-1,599,999	1	0	N/A	1	1	0.0	1,500,000-1,599,999	2	1	100.0	3	3	0.0
1,600,000-1,699,999	0	0	0.0	3	2	50.0	1,600,000-1,699,999	1	0	N/A	2	1	100.0
1,700,000-1,799,999	0	0	0.0	1	0	N/A	1,700,000-1,799,999	0	0	0.0	1	0	N/A
1,800,000-1,899,999	0	0	0.0	0	0	0.0	1,800,000-1,899,999	1	1	0.0	1	1	0.0
1,900,000-1,999,999	0	0	0.0	1	0	N/A	1,900,000-1,999,999	0	0	0.0	0	0	0.0
2,000,000-2,249,999	0	0	0.0	0	3	-100.0	2,000,000-2,249,999	0	0	0.0	1	1	0.0
2,250,000-2,499,999	1	0	N/A	2	0	N/A	2,250,000-2,499,999	0	0	0.0	2	3	-33.3
2,500,000-2,749,999	0	0	0.0	0	1	-100.0	2,500,000-2,749,999	0	0	0.0	0	0	0.0
2,750,000-2,999,999	0	0	0.0	0	0	0.0	2,750,000-2,999,999	0	0	0.0	0	2	-100.0
3,000,000-3,249,999	0	0	0.0	0	0	0.0	3,000,000-3,249,999	0	0	0.0	0	0	0.0
3,250,000-3,499,999	0	0	0.0	0	0	0.0	3,250,000-3,499,999	0	0	0.0	0	0	0.0
3,500,000-3,749,999	0	0	0.0	0	1	-100.0	3,500,000-3,749,999	0	0	0.0	0	0	0.0
3,750,000-3,999,999	0	0	0.0	0	0	0.0	3,750,000-3,999,999	0	0	0.0	0	0	0.0
4,000,000-4,249,999	0	0	0.0	0	0	0.0	4,000,000-4,249,999	0	0	0.0	0	0	0.0
4,250,000-4,499,999	0	0	0.0	0	0	0.0	4,250,000-4,499,999	0	0	0.0	0	0	0.0
4,500,000-4,749,999	0	0	0.0	0	0	0.0	4,500,000-4,749,999	0	0	0.0	0	0	0.0
4,750,000-4,999,999	0	0	0.0	0	0	0.0	4,750,000-4,999,999	0	0	0.0	0	0	0.0
5,000,000+	0	0	0.0	1	0	N/A	5,000,000+	0	0	0.0	0	1	-100.0
Totals	109	137	-20.4	610	746	-18.2	Totals	113	112	0.9	657	848	-22.5

Active Listings	This Month			Year to Date			New Listings	This Month			Year to Date		
	2022	2021	% Chg	2022	2021	% Chg		2022	2021	% Chg	2022	2021	% Chg
	0-99,999	0	0	0.0	0	2		-100.0	0-99,999	0	0	0.0	0
100,000-149,999	0	1	-100.0	1	5	-80.0	100,000-149,999	0	0	0.0	1	5	-80.0
150,000-199,999	0	4	-100.0	7	21	-66.7	150,000-199,999	0	2	-100.0	7	21	-66.7
200,000-249,999	1	7	-85.7	9	33	-72.7	200,000-249,999	1	7	-85.7	8	32	-75.0
250,000-299,999	4	4	0.0	27	95	-71.6	250,000-299,999	4	8	-50.0	25	87	-71.3
300,000-349,999	3	5	-40.0	40	102	-60.8	300,000-349,999	4	12	-66.7	38	95	-60.0
350,000-399,999	9	13	-30.8	99	155	-36.1	350,000-399,999	14	22	-36.4	96	146	-34.2
400,000-449,999	7	11	-36.4	82	126	-34.9	400,000-449,999	19	17	11.8	81	111	-27.0
450,000-499,999	15	16	-6.2	108	105	2.9	450,000-499,999	15	17	-11.8	103	96	7.3
500,000-549,999	7	13	-46.2	65	73	-11.0	500,000-549,999	7	8	-12.5	62	69	-10.1
550,000-599,999	24	21	14.3	96	93	3.2	550,000-599,999	18	20	-10.0	83	87	-4.6
600,000-649,999	7	10	-30.0	45	41	9.8	600,000-649,999	7	7	0.0	40	39	2.6
650,000-699,999	20	9	122.2	68	55	23.6	650,000-699,999	9	8	12.5	62	48	29.2
700,000-749,999	14	7	100.0	46	28	64.3	700,000-749,999	11	1	1000.0	38	20	90.0
750,000-799,999	12	5	140.0	41	20	105.0	750,000-799,999	4	4	0.0	37	14	164.3
800,000-849,999	5	3	66.7	26	11	136.4	800,000-849,999	4	0	N/A	26	9	188.9
850,000-899,999	14	4	250.0	28	18	55.6	850,000-899,999	5	4	25.0	27	17	58.8
900,000-949,999	4	2	100.0	13	4	225.0	900,000-949,999	1	1	0.0	12	4	200.0
950,000-999,999	5	5	0.0	18	15	20.0	950,000-999,999	2	0	N/A	14	9	55.6
1,000,000-1,099,999	13	1	1200.0	16	5	220.0	1,000,000-1,099,999	0	0	0.0	14	5	180.0
1,100,000-1,199,999	5	3	66.7	13	9	44.4	1,100,000-1,199,999	2	0	N/A	11	8	37.5
1,200,000-1,299,999	5	1	400.0	17	11	54.5	1,200,000-1,299,999	1	4	-75.0	14	8	75.0
1,300,000-1,399,999	7	4	75.0	16	8	100.0	1,300,000-1,399,999	2	0	N/A	12	6	100.0
1,400,000-1,499,999	3	5	-40.0	7	7	0.0	1,400,000-1,499,999	1	1	0.0	5	6	-16.7
1,500,000-1,599,999	2	3	-33.3	5	6	-16.7	1,500,000-1,599,999	3	0	N/A	3	5	-40.0
1,600,000-1,699,999	2	2	0.0	5	3	66.7	1,600,000-1,699,999	1	0	N/A	5	1	400.0
1,700,000-1,799,999	1	3	-66.7	2	3	-33.3	1,700,000-1,799,999	0	1	-100.0	0	2	-100.0
1,800,000-1,899,999	1	0	N/A	3	1	200.0	1,800,000-1,899,999	1	0	N/A	3	1	200.0
1,900,000-1,999,999	3	2	50.0	4	3	33.3	1,900,000-1,999,999	2	1	100.0	4	2	100.0
2,000,000-2,249,999	1	1	0.0	2	3	-33.3	2,000,000-2,249,999	0	0	0.0	2	2	0.0
2,250,000-2,499,999	0	0	0.0	2	4	-50.0	2,250,000-2,499,999	0	0	0.0	2	2	0.0
2,500,000-2,749,999	1	1	0.0	1	1	0.0	2,500,000-2,749,999	0	0	0.0	1	0	N/A
2,750,000-2,999,999	1	0	N/A	2	3	-33.3	2,750,000-2,999,999	0	1	-100.0	2	2	0.0
3,000,000-3,249,999	1	1	0.0	1	1	0.0	3,000,000-3,249,999	0	0	0.0	1	1	0.0
3,250,000-3,499,999	0	0	0.0	0	2	-100.0	3,250,000-3,499,999	0	0	0.0	0	2	-100.0
3,500,000-3,749,999	0	0	0.0	1	0	N/A	3,500,000-3,749,999	1	0	N/A	1	0	N/A
3,750,000-3,999,999	0	0	0.0	0	0	0.0	3,750,000-3,999,999	0	0	0.0	0	0	0.0
4,000,000-4,249,999	0	0	0.0	0	0	0.0	4,000,000-4,249,999	0	0	0.0	0	0	0.0
4,250,000-4,499,999	0	1	-100.0	0	1	-100.0	4,250,000-4,499,999	0	0	0.0	0	1	-100.0
4,500,000-4,749,999	0	0	0.0	0	0	0.0	4,500,000-4,749,999	0	0	0.0	0	0	0.0
4,750,000-4,999,999	0	0	0.0	0	0	0.0	4,750,000-4,999,999	0	0	0.0	0	0	0.0
5,000,000+	0	0	0.0	0	3	-100.0	5,000,000+	0	0	0.0	0	2	-100.0
Totals	197	168	17.3	916	1076	-14.9	Totals	139	146	-4.8	840	967	-13.1

All information is subject to change, is deemed reliable but is not guaranteed, and should be independently verified. The information being provided is for consumers' personal, non-commercial use and may not be used for any other purpose other than to identify prospective properties consumers may be interested in purchasing. © 2022 Montana Regional MLS, LLC and FBS. All Rights Reserved. Prepared by Casey Robinson, GRI,BA,CRS,SFR on Monday, September 26, 2022 8:16 PM.