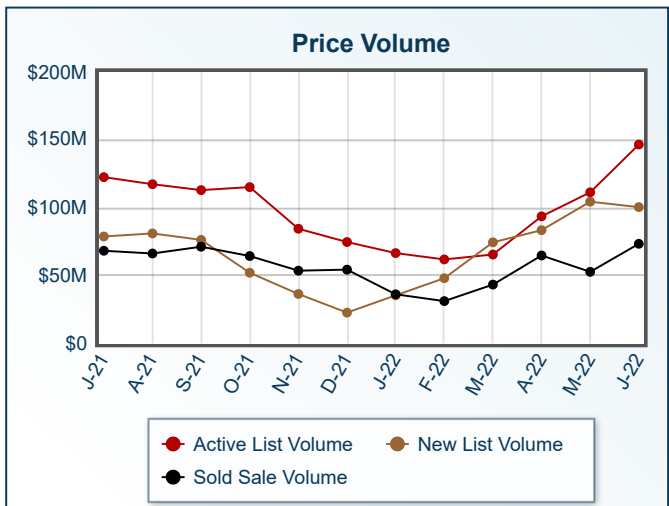
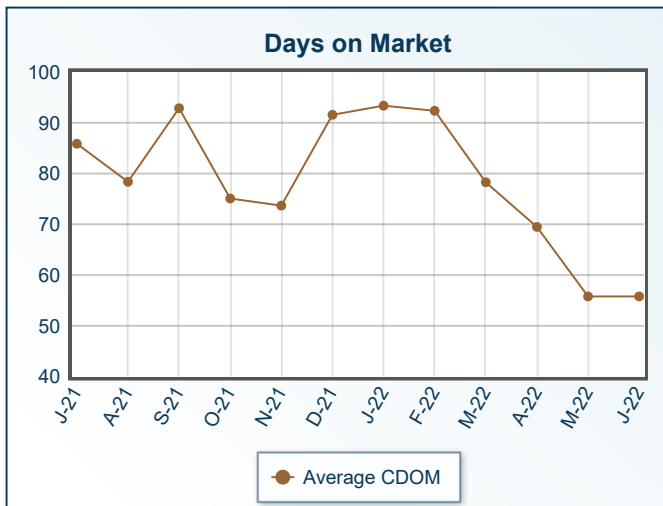
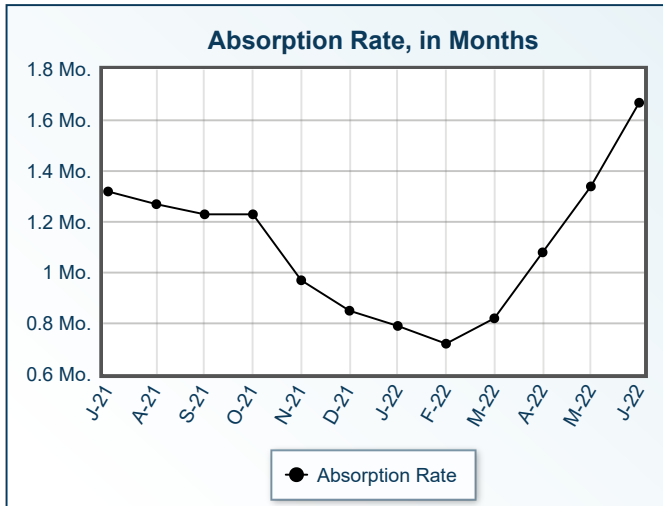
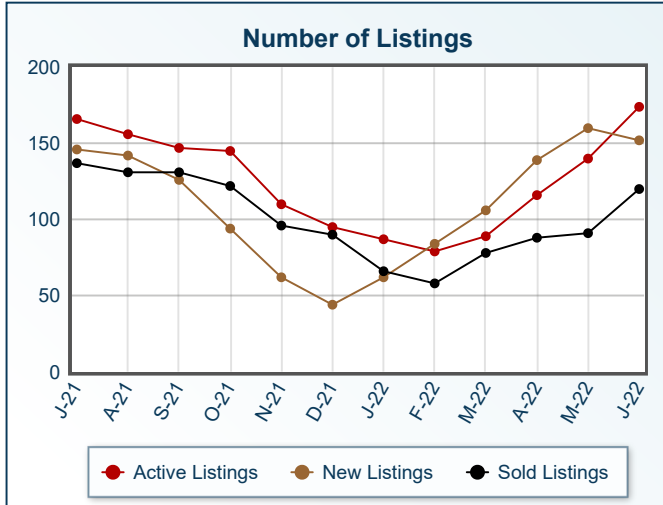


Market Summary

Missoula Residential, June 2022



Summary Statistics						
	Jun-22	Jun-21	% Chg	2022 YTD	2021 YTD	% Chg
Absorption Rate	1.67	1.27	31.50	1.07	1.08	-0.93
Average List Price	\$842,795	\$781,223	7.88	\$649,577	\$575,986	12.78
Median List Price	\$722,500	\$557,000	29.71	\$559,000	\$449,450	24.37
Average Sale Price	\$612,126	\$505,171	21.17	\$602,477	\$487,048	23.70
Median Sale Price	\$562,500	\$450,000	25.00	\$530,000	\$430,000	23.26
Average CDOM	55	76	-27.63	70	85	-17.65
Median CDOM	42	48	-12.50	43	48	-10.42

Sold Listings	This Month			Year to Date			Pending Listings	This Month			Year to Date		
	2022	2021	% Chg	2022	2021	% Chg		2022	2021	% Chg	2022	2021	% Chg
	0-99,999	0	0	0.0	0	1		-100.0	0-99,999	0	1	-100.0	0
100,000-149,999	0	1	-100.0	0	5	-100.0	100,000-149,999	0	0	0.0	1	4	-75.0
150,000-199,999	0	3	-100.0	3	17	-82.4	150,000-199,999	1	1	0.0	6	17	-64.7
200,000-249,999	2	6	-66.7	11	19	-42.1	200,000-249,999	1	5	-80.0	6	21	-71.4
250,000-299,999	1	9	-88.9	9	38	-76.3	250,000-299,999	3	11	-72.7	19	79	-75.9
300,000-349,999	3	13	-76.9	25	75	-66.7	300,000-349,999	5	13	-61.5	32	85	-62.4
350,000-399,999	6	20	-70.0	40	96	-58.3	350,000-399,999	17	19	-10.5	73	113	-35.4
400,000-449,999	12	27	-55.6	57	95	-40.0	400,000-449,999	7	21	-66.7	56	91	-38.5
450,000-499,999	20	16	25.0	69	66	4.5	450,000-499,999	10	14	-28.6	73	69	5.8
500,000-549,999	8	10	-20.0	57	34	67.6	500,000-549,999	11	10	10.0	47	54	-13.0
550,000-599,999	19	18	5.6	48	45	6.7	550,000-599,999	9	15	-40.0	52	60	-13.3
600,000-649,999	9	8	12.5	46	26	76.9	600,000-649,999	8	10	-20.0	33	24	37.5
650,000-699,999	7	6	16.7	28	23	21.7	650,000-699,999	10	9	11.1	37	37	0.0
700,000-749,999	8	5	60.0	24	17	41.2	700,000-749,999	2	1	100.0	22	19	15.8
750,000-799,999	5	2	150.0	21	6	250.0	750,000-799,999	4	2	100.0	23	7	228.6
800,000-849,999	7	2	250.0	19	9	111.1	800,000-849,999	1	1	0.0	15	7	114.3
850,000-899,999	2	4	-50.0	6	5	20.0	850,000-899,999	1	4	-75.0	8	9	-11.1
900,000-949,999	1	1	0.0	7	3	133.3	900,000-949,999	1	0	N/A	6	1	500.0
950,000-999,999	3	3	0.0	7	9	-22.2	950,000-999,999	3	1	200.0	11	9	22.2
1,000,000-1,099,999	2	3	-33.3	4	6	-33.3	1,000,000-1,099,999	0	1	-100.0	1	4	-75.0
1,100,000-1,199,999	1	0	N/A	4	2	100.0	1,100,000-1,199,999	1	1	0.0	6	6	0.0
1,200,000-1,299,999	1	0	N/A	4	0	N/A	1,200,000-1,299,999	4	0	N/A	9	4	125.0
1,300,000-1,399,999	1	0	N/A	2	3	-33.3	1,300,000-1,399,999	1	1	0.0	5	4	25.0
1,400,000-1,499,999	1	1	0.0	3	1	200.0	1,400,000-1,499,999	0	1	-100.0	2	1	100.0
1,500,000-1,599,999	0	0	0.0	0	1	-100.0	1,500,000-1,599,999	0	0	0.0	1	2	-50.0
1,600,000-1,699,999	1	0	N/A	3	2	50.0	1,600,000-1,699,999	0	0	0.0	1	1	0.0
1,700,000-1,799,999	0	0	0.0	1	0	N/A	1,700,000-1,799,999	0	0	0.0	1	0	N/A
1,800,000-1,899,999	0	0	0.0	0	0	0.0	1,800,000-1,899,999	0	0	0.0	0	0	0.0
1,900,000-1,999,999	0	0	0.0	1	0	N/A	1,900,000-1,999,999	0	0	0.0	0	0	0.0
2,000,000-2,249,999	0	1	-100.0	0	3	-100.0	2,000,000-2,249,999	1	1	0.0	1	1	0.0
2,250,000-2,499,999	0	0	0.0	1	0	N/A	2,250,000-2,499,999	0	0	0.0	2	3	-33.3
2,500,000-2,749,999	0	0	0.0	0	1	-100.0	2,500,000-2,749,999	0	0	0.0	0	0	0.0
2,750,000-2,999,999	0	0	0.0	0	0	0.0	2,750,000-2,999,999	0	1	-100.0	0	2	-100.0
3,000,000-3,249,999	0	0	0.0	0	0	0.0	3,000,000-3,249,999	0	0	0.0	0	0	0.0
3,250,000-3,499,999	0	0	0.0	0	0	0.0	3,250,000-3,499,999	0	0	0.0	0	0	0.0
3,500,000-3,749,999	0	0	0.0	0	1	-100.0	3,500,000-3,749,999	0	0	0.0	0	0	0.0
3,750,000-3,999,999	0	0	0.0	0	0	0.0	3,750,000-3,999,999	0	0	0.0	0	0	0.0
4,000,000-4,249,999	0	0	0.0	0	0	0.0	4,000,000-4,249,999	0	0	0.0	0	0	0.0
4,250,000-4,499,999	0	0	0.0	0	0	0.0	4,250,000-4,499,999	0	0	0.0	0	0	0.0
4,500,000-4,749,999	0	0	0.0	0	0	0.0	4,500,000-4,749,999	0	0	0.0	0	0	0.0
4,750,000-4,999,999	0	0	0.0	0	0	0.0	4,750,000-4,999,999	0	0	0.0	0	0	0.0
5,000,000+	0	0	0.0	1	0	N/A	5,000,000+	0	0	0.0	0	1	-100.0
Totals	120	159	-24.5	501	609	-17.7	Totals	101	144	-29.9	549	737	-25.5

Active Listings	This Month			Year to Date			New Listings	This Month			Year to Date		
	2022	2021	% Chg	2022	2021	% Chg		2022	2021	% Chg	2022	2021	% Chg
	0-99,999	0	0	0.0	0	2		-100.0	0-99,999	0	0	0.0	0
100,000-149,999	0	1	-100.0	1	5	-80.0	100,000-149,999	0	1	-100.0	1	5	-80.0
150,000-199,999	1	2	-50.0	7	19	-63.2	150,000-199,999	0	2	-100.0	7	19	-63.2
200,000-249,999	2	5	-60.0	8	26	-69.2	200,000-249,999	2	7	-71.4	7	25	-72.0
250,000-299,999	5	6	-16.7	22	87	-74.7	250,000-299,999	3	13	-76.9	20	79	-74.7
300,000-349,999	4	7	-42.9	36	90	-60.0	300,000-349,999	4	13	-69.2	34	83	-59.0
350,000-399,999	10	10	0.0	88	133	-33.8	350,000-399,999	19	22	-13.6	85	124	-31.5
400,000-449,999	4	19	-78.9	62	109	-43.1	400,000-449,999	9	23	-60.9	61	94	-35.1
450,000-499,999	10	16	-37.5	90	88	2.3	450,000-499,999	18	15	20.0	85	79	7.6
500,000-549,999	8	12	-33.3	60	65	-7.7	500,000-549,999	16	10	60.0	57	61	-6.6
550,000-599,999	14	15	-6.7	74	73	1.4	550,000-599,999	15	18	-16.7	61	67	-9.0
600,000-649,999	11	7	57.1	44	34	29.4	600,000-649,999	8	13	-38.5	39	32	21.9
650,000-699,999	13	6	116.7	57	47	21.3	650,000-699,999	12	10	20.0	51	40	27.5
700,000-749,999	9	6	50.0	34	27	25.9	700,000-749,999	8	4	100.0	26	19	36.8
750,000-799,999	8	6	33.3	38	16	137.5	750,000-799,999	11	3	266.7	34	10	240.0
800,000-849,999	5	3	66.7	21	11	90.9	800,000-849,999	2	2	0.0	21	9	133.3
850,000-899,999	10	5	100.0	24	14	71.4	850,000-899,999	8	2	300.0	23	13	76.9
900,000-949,999	7	2	250.0	12	3	300.0	900,000-949,999	2	2	0.0	11	3	266.7
950,000-999,999	8	4	100.0	17	15	13.3	950,000-999,999	1	1	0.0	13	9	44.4
1,000,000-1,099,999	13	1	1200.0	15	5	200.0	1,000,000-1,099,999	1	0	N/A	13	5	160.0
1,100,000-1,199,999	2	3	-33.3	10	9	11.1	1,100,000-1,199,999	2	4	-50.0	8	8	0.0
1,200,000-1,299,999	8	1	700.0	17	7	142.9	1,200,000-1,299,999	3	0	N/A	14	4	250.0
1,300,000-1,399,999	5	5	0.0	12	8	50.0	1,300,000-1,399,999	0	0	0.0	9	6	50.0
1,400,000-1,499,999	5	2	150.0	8	6	33.3	1,400,000-1,499,999	1	3	-66.7	6	5	20.0
1,500,000-1,599,999	3	3	0.0	4	6	-33.3	1,500,000-1,599,999	1	1	0.0	1	5	-80.0
1,600,000-1,699,999	2	2	0.0	3	3	0.0	1,600,000-1,699,999	2	0	N/A	3	1	200.0
1,700,000-1,799,999	1	2	-50.0	3	2	50.0	1,700,000-1,799,999	1	0	N/A	1	1	0.0
1,800,000-1,899,999	1	1	0.0	2	1	100.0	1,800,000-1,899,999	0	1	-100.0	2	1	100.0
1,900,000-1,999,999	1	2	-50.0	2	2	0.0	1,900,000-1,999,999	0	0	0.0	2	1	100.0
2,000,000-2,249,999	1	2	-50.0	2	3	-33.3	2,000,000-2,249,999	2	1	100.0	2	2	0.0
2,250,000-2,499,999	0	0	0.0	2	4	-50.0	2,250,000-2,499,999	0	0	0.0	2	2	0.0
2,500,000-2,749,999	0	1	-100.0	0	1	-100.0	2,500,000-2,749,999	0	0	0.0	0	0	0.0
2,750,000-2,999,999	2	0	N/A	3	2	50.0	2,750,000-2,999,999	1	1	0.0	3	1	200.0
3,000,000-3,249,999	0	1	-100.0	0	1	-100.0	3,000,000-3,249,999	0	0	0.0	0	1	-100.0
3,250,000-3,499,999	0	1	-100.0	0	2	-100.0	3,250,000-3,499,999	0	0	0.0	0	2	-100.0
3,500,000-3,749,999	1	0	N/A	1	0	N/A	3,500,000-3,749,999	0	0	0.0	1	0	N/A
3,750,000-3,999,999	0	0	0.0	0	0	0.0	3,750,000-3,999,999	0	0	0.0	0	0	0.0
4,000,000-4,249,999	0	0	0.0	0	0	0.0	4,000,000-4,249,999	0	0	0.0	0	0	0.0
4,250,000-4,499,999	0	1	-100.0	0	1	-100.0	4,250,000-4,499,999	0	0	0.0	0	1	-100.0
4,500,000-4,749,999	0	0	0.0	0	0	0.0	4,500,000-4,749,999	0	0	0.0	0	0	0.0
4,750,000-4,999,999	0	0	0.0	0	0	0.0	4,750,000-4,999,999	0	0	0.0	0	0	0.0
5,000,000+	0	1	-100.0	0	3	-100.0	5,000,000+	0	0	0.0	0	2	-100.0
Totals	174	161	8.1	779	930	-16.2	Totals	152	172	-11.6	703	821	-14.4

All information is subject to change, is deemed reliable but is not guaranteed, and should be independently verified. The information being provided is for consumers' personal, non-commercial use and may not be used for any other purpose other than to identify prospective properties consumers may be interested in purchasing. © 2022 Montana Regional MLS, LLC and FBS. All Rights Reserved. Prepared by Casey Robinson, GRI,BA,CRS,SFR on Friday, July 22, 2022 12:07 PM.