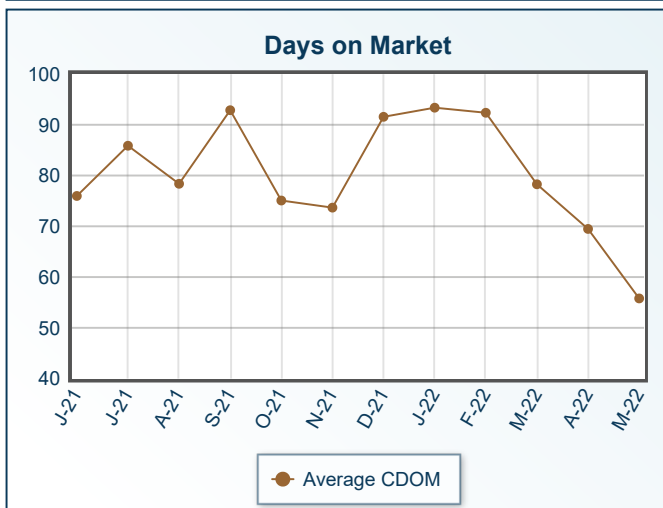
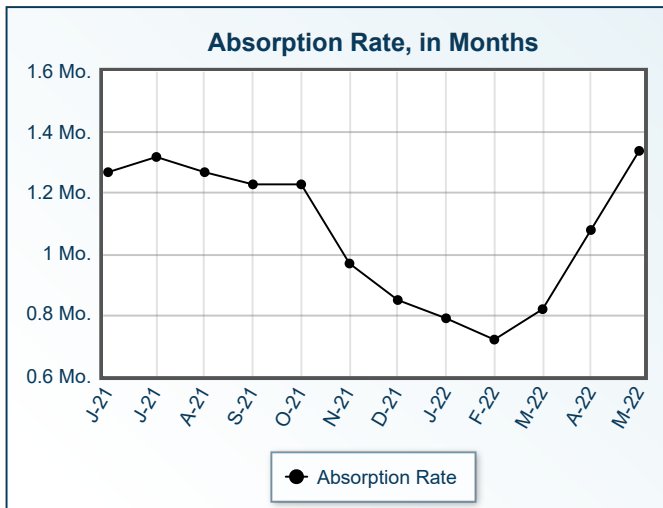
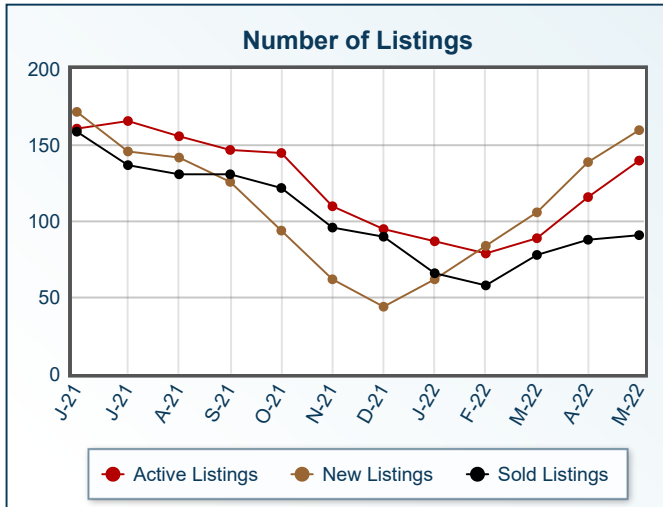


Market Summary

Missoula Residential, May 2022



Summary Statistics						
	May-22	May-21	% Chg	2022 YTD	2021 YTD	% Chg
Absorption Rate	1.34	1.05	27.62	0.95	1.04	-8.65
Average List Price	\$795,803	\$731,937	8.73	\$646,740	\$580,840	11.35
Median List Price	\$687,450	\$539,950	27.32	\$554,000	\$448,950	23.40
Average Sale Price	\$579,844	\$510,054	13.68	\$599,438	\$480,645	24.72
Median Sale Price	\$540,000	\$449,338	20.18	\$525,000	\$420,000	25.00
Average CDOM	55	80	-31.25	75	89	-15.73
Median CDOM	40	45	-11.11	43	48	-10.42

Sold Listings	This Month			Year to Date			Pending Listings	This Month			Year to Date		
	2022	2021	% Chg	2022	2021	% Chg		2022	2021	% Chg	2022	2021	% Chg
	0-99,999	0	0	0.0	0	1		-100.0	0-99,999	0	0	0.0	0
100,000-149,999	0	0	0.0	0	4	-100.0	100,000-149,999	0	1	-100.0	1	4	-75.0
150,000-199,999	1	3	-66.7	3	14	-78.6	150,000-199,999	1	2	-50.0	5	16	-68.7
200,000-249,999	2	3	-33.3	9	13	-30.8	200,000-249,999	0	6	-100.0	5	16	-68.7
250,000-299,999	1	9	-88.9	8	29	-72.4	250,000-299,999	4	13	-69.2	16	68	-76.5
300,000-349,999	6	12	-50.0	22	62	-64.5	300,000-349,999	3	13	-76.9	27	72	-62.5
350,000-399,999	8	13	-38.5	34	76	-55.3	350,000-399,999	12	20	-40.0	56	94	-40.4
400,000-449,999	4	11	-63.6	45	68	-33.8	400,000-449,999	17	11	54.5	49	70	-30.0
450,000-499,999	13	11	18.2	49	50	-2.0	450,000-499,999	22	13	69.2	63	55	14.5
500,000-549,999	12	7	71.4	49	24	104.2	500,000-549,999	10	17	-41.2	36	44	-18.2
550,000-599,999	7	12	-41.7	29	27	7.4	550,000-599,999	9	10	-10.0	43	45	-4.4
600,000-649,999	8	6	33.3	37	18	105.6	600,000-649,999	7	5	40.0	25	14	78.6
650,000-699,999	7	5	40.0	21	17	23.5	650,000-699,999	10	3	233.3	27	28	-3.6
700,000-749,999	5	3	66.7	16	12	33.3	700,000-749,999	6	7	-14.3	20	18	11.1
750,000-799,999	7	1	600.0	16	4	300.0	750,000-799,999	7	2	250.0	19	5	280.0
800,000-849,999	2	1	100.0	12	7	71.4	800,000-849,999	6	2	200.0	14	6	133.3
850,000-899,999	1	1	0.0	4	1	300.0	850,000-899,999	1	5	-80.0	7	5	40.0
900,000-949,999	2	0	N/A	6	2	200.0	900,000-949,999	1	0	N/A	5	1	400.0
950,000-999,999	3	0	N/A	4	6	-33.3	950,000-999,999	5	1	400.0	8	8	0.0
1,000,000-1,099,999	0	0	0.0	2	3	-33.3	1,000,000-1,099,999	0	2	-100.0	1	3	-66.7
1,100,000-1,199,999	0	0	0.0	3	2	50.0	1,100,000-1,199,999	0	2	-100.0	5	5	0.0
1,200,000-1,299,999	0	0	0.0	3	0	N/A	1,200,000-1,299,999	0	1	-100.0	5	4	25.0
1,300,000-1,399,999	0	1	-100.0	1	3	-66.7	1,300,000-1,399,999	1	0	N/A	4	3	33.3
1,400,000-1,499,999	1	0	N/A	2	0	N/A	1,400,000-1,499,999	0	0	0.0	2	0	N/A
1,500,000-1,599,999	0	1	-100.0	0	1	-100.0	1,500,000-1,599,999	0	0	0.0	1	2	-50.0
1,600,000-1,699,999	1	0	N/A	2	2	0.0	1,600,000-1,699,999	0	0	0.0	1	1	0.0
1,700,000-1,799,999	0	0	0.0	1	0	N/A	1,700,000-1,799,999	0	0	0.0	1	0	N/A
1,800,000-1,899,999	0	0	0.0	0	0	0.0	1,800,000-1,899,999	0	0	0.0	0	0	0.0
1,900,000-1,999,999	0	0	0.0	1	0	N/A	1,900,000-1,999,999	0	0	0.0	0	0	0.0
2,000,000-2,249,999	0	1	-100.0	0	2	-100.0	2,000,000-2,249,999	0	0	0.0	0	0	0.0
2,250,000-2,499,999	0	0	0.0	1	0	N/A	2,250,000-2,499,999	0	0	0.0	2	3	-33.3
2,500,000-2,749,999	0	1	-100.0	0	1	-100.0	2,500,000-2,749,999	0	0	0.0	0	0	0.0
2,750,000-2,999,999	0	0	0.0	0	0	0.0	2,750,000-2,999,999	0	0	0.0	0	1	-100.0
3,000,000-3,249,999	0	0	0.0	0	0	0.0	3,000,000-3,249,999	0	0	0.0	0	0	0.0
3,250,000-3,499,999	0	0	0.0	0	0	0.0	3,250,000-3,499,999	0	0	0.0	0	0	0.0
3,500,000-3,749,999	0	0	0.0	0	1	-100.0	3,500,000-3,749,999	0	0	0.0	0	0	0.0
3,750,000-3,999,999	0	0	0.0	0	0	0.0	3,750,000-3,999,999	0	0	0.0	0	0	0.0
4,000,000-4,249,999	0	0	0.0	0	0	0.0	4,000,000-4,249,999	0	0	0.0	0	0	0.0
4,250,000-4,499,999	0	0	0.0	0	0	0.0	4,250,000-4,499,999	0	0	0.0	0	0	0.0
4,500,000-4,749,999	0	0	0.0	0	0	0.0	4,500,000-4,749,999	0	0	0.0	0	0	0.0
4,750,000-4,999,999	0	0	0.0	0	0	0.0	4,750,000-4,999,999	0	0	0.0	0	0	0.0
5,000,000+	0	0	0.0	1	0	N/A	5,000,000+	0	0	0.0	0	1	-100.0
Totals	91	102	-10.8	381	450	-15.3	Totals	122	136	-10.3	448	593	-24.5

Active Listings	This Month			Year to Date			New Listings	This Month			Year to Date		
	2022	2021	% Chg	2022	2021	% Chg		2022	2021	% Chg	2022	2021	% Chg
	0-99,999	0	0	0.0	0	2		-100.0	0-99,999	0	1	-100.0	0
100,000-149,999	0	1	-100.0	1	4	-75.0	100,000-149,999	0	0	0.0	1	4	-75.0
150,000-199,999	1	2	-50.0	7	17	-58.8	150,000-199,999	2	1	100.0	7	17	-58.8
200,000-249,999	1	3	-66.7	6	19	-68.4	200,000-249,999	0	7	-100.0	5	18	-72.2
250,000-299,999	1	4	-75.0	19	74	-74.3	250,000-299,999	6	13	-53.8	17	66	-74.2
300,000-349,999	2	6	-66.7	32	77	-58.4	300,000-349,999	4	13	-69.2	30	70	-57.1
350,000-399,999	8	14	-42.9	69	111	-37.8	350,000-399,999	15	20	-25.0	66	102	-35.3
400,000-449,999	7	4	75.0	53	86	-38.4	400,000-449,999	14	13	7.7	52	71	-26.8
450,000-499,999	15	19	-21.1	72	73	-1.4	450,000-499,999	20	16	25.0	67	64	4.7
500,000-549,999	4	15	-73.3	44	55	-20.0	500,000-549,999	13	21	-38.1	41	51	-19.6
550,000-599,999	13	14	-7.1	59	55	7.3	550,000-599,999	12	12	0.0	46	49	-6.1
600,000-649,999	11	4	175.0	36	21	71.4	600,000-649,999	10	5	100.0	31	19	63.2
650,000-699,999	12	6	100.0	45	37	21.6	650,000-699,999	17	3	466.7	39	30	30.0
700,000-749,999	6	4	50.0	26	23	13.0	700,000-749,999	8	6	33.3	18	15	20.0
750,000-799,999	6	6	0.0	27	13	107.7	750,000-799,999	8	1	700.0	23	7	228.6
800,000-849,999	6	1	500.0	19	9	111.1	800,000-849,999	6	3	100.0	19	7	171.4
850,000-899,999	6	3	100.0	16	12	33.3	850,000-899,999	3	6	-50.0	15	11	36.4
900,000-949,999	4	0	N/A	10	1	900.0	900,000-949,999	3	0	N/A	9	1	800.0
950,000-999,999	9	5	80.0	16	14	14.3	950,000-999,999	4	1	300.0	12	8	50.0
1,000,000-1,099,999	9	4	125.0	14	5	180.0	1,000,000-1,099,999	3	1	200.0	12	5	140.0
1,100,000-1,199,999	2	0	N/A	8	5	60.0	1,100,000-1,199,999	1	0	N/A	6	4	50.0
1,200,000-1,299,999	3	3	0.0	14	7	100.0	1,200,000-1,299,999	4	1	300.0	11	4	175.0
1,300,000-1,399,999	5	3	66.7	12	8	50.0	1,300,000-1,399,999	3	2	50.0	9	6	50.0
1,400,000-1,499,999	2	2	0.0	7	3	133.3	1,400,000-1,499,999	2	1	100.0	5	2	150.0
1,500,000-1,599,999	2	1	100.0	3	5	-40.0	1,500,000-1,599,999	0	1	-100.0	0	4	-100.0
1,600,000-1,699,999	0	2	-100.0	1	3	-66.7	1,600,000-1,699,999	0	1	-100.0	1	1	0.0
1,700,000-1,799,999	1	2	-50.0	2	2	0.0	1,700,000-1,799,999	0	1	-100.0	0	1	-100.0
1,800,000-1,899,999	1	0	N/A	2	0	N/A	1,800,000-1,899,999	0	0	0.0	2	0	N/A
1,900,000-1,999,999	1	2	-50.0	2	2	0.0	1,900,000-1,999,999	1	1	0.0	2	1	100.0
2,000,000-2,249,999	0	1	-100.0	0	2	-100.0	2,000,000-2,249,999	0	0	0.0	0	1	-100.0
2,250,000-2,499,999	0	0	0.0	2	4	-50.0	2,250,000-2,499,999	0	0	0.0	2	2	0.0
2,500,000-2,749,999	0	1	-100.0	0	1	-100.0	2,500,000-2,749,999	0	0	0.0	0	0	0.0
2,750,000-2,999,999	1	0	N/A	2	1	100.0	2,750,000-2,999,999	0	0	0.0	2	0	N/A
3,000,000-3,249,999	0	1	-100.0	0	1	-100.0	3,000,000-3,249,999	0	0	0.0	0	1	-100.0
3,250,000-3,499,999	0	0	0.0	0	2	-100.0	3,250,000-3,499,999	0	1	-100.0	0	2	-100.0
3,500,000-3,749,999	1	0	N/A	1	0	N/A	3,500,000-3,749,999	1	0	N/A	1	0	N/A
3,750,000-3,999,999	0	0	0.0	0	0	0.0	3,750,000-3,999,999	0	0	0.0	0	0	0.0
4,000,000-4,249,999	0	0	0.0	0	0	0.0	4,000,000-4,249,999	0	0	0.0	0	0	0.0
4,250,000-4,499,999	0	1	-100.0	0	1	-100.0	4,250,000-4,499,999	0	1	-100.0	0	1	-100.0
4,500,000-4,749,999	0	0	0.0	0	0	0.0	4,500,000-4,749,999	0	0	0.0	0	0	0.0
4,750,000-4,999,999	0	0	0.0	0	0	0.0	4,750,000-4,999,999	0	0	0.0	0	0	0.0
5,000,000+	0	0	0.0	0	3	-100.0	5,000,000+	0	1	-100.0	0	2	-100.0
Totals	140	134	4.5	627	758	-17.3	Totals	160	154	3.9	551	649	-15.1

All information is subject to change, is deemed reliable but is not guaranteed, and should be independently verified. The information being provided is for consumers' personal, non-commercial use and may not be used for any other purpose other than to identify prospective properties consumers may be interested in purchasing. © 2022 Montana Regional MLS, LLC and FBS. All Rights Reserved. Prepared by Casey Robinson, GRI,BA,CRS,SFR on Friday, July 22, 2022 12:08 PM.