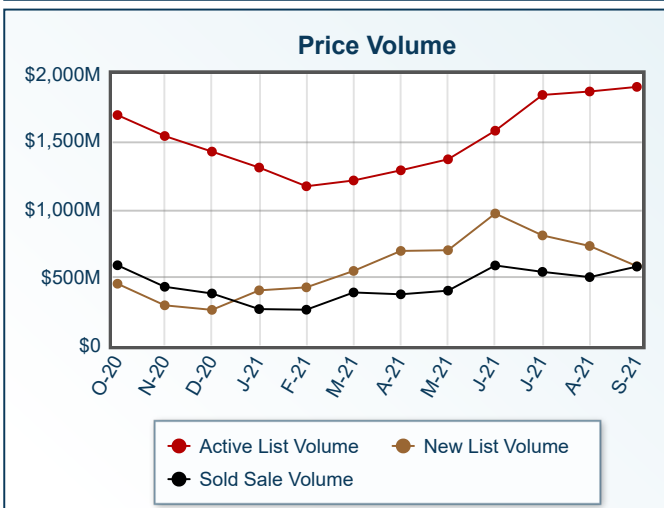
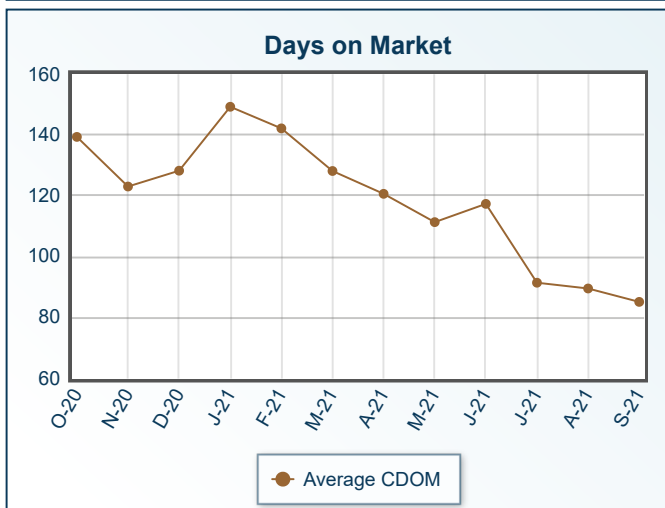
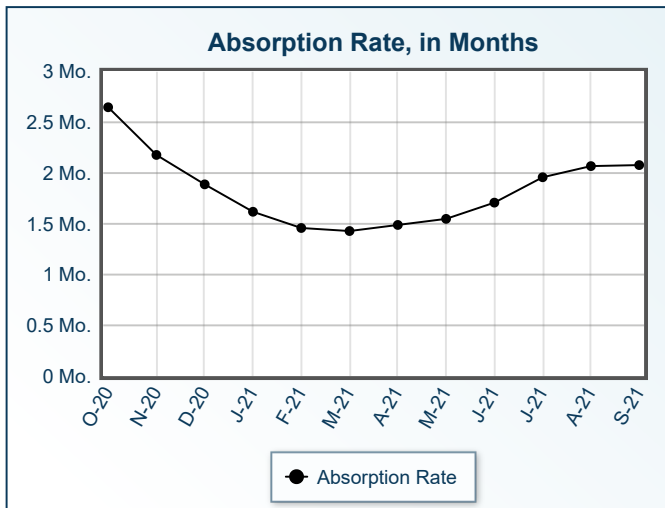
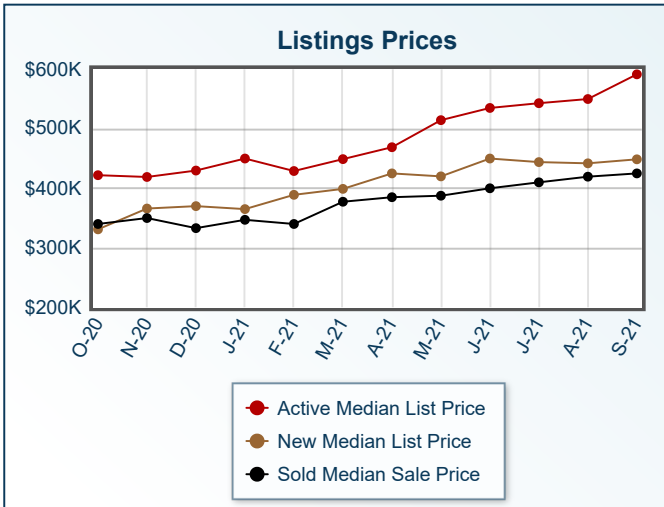
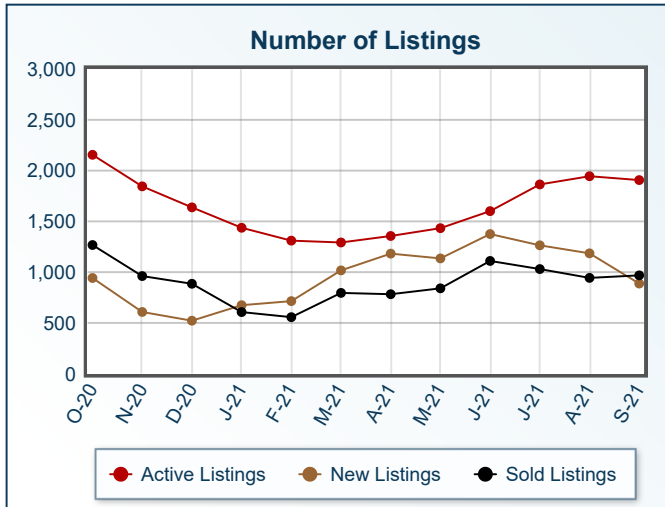


Market Summary

Residential, September 2021



Summary Statistics						
	Sep-21	Sep-20	% Chg	2021 YTD	2020 YTD	% Chg
Absorption Rate	2.08	3.09	-32.69	1.71	3.76	-54.52
Average List Price	\$999,207	\$774,839	28.96	\$655,457	\$515,213	27.22
Median List Price	\$591,500	\$425,000	39.18	\$425,000	\$339,500	25.18
Average Sale Price	\$599,796	\$455,006	31.82	\$512,989	\$379,348	35.23
Median Sale Price	\$425,000	\$339,900	25.04	\$395,000	\$307,000	28.66
Average CDOM	85	137	-37.96	111	148	-25.00
Median CDOM	59	0	N/A	59	78	-24.36

Sold Listings	This Month			Year to Date			Pending Listings	This Month			Year to Date		
	2021	2020	% Chg	2021	2020	% Chg		2021	2020	% Chg	2021	2020	% Chg
	0-99,999	22	49	-55.1	198	282		-29.8	0-99,999	21	24	-12.5	191
100,000-149,999	20	53	-62.3	292	414	-29.5	100,000-149,999	28	61	-54.1	289	453	-36.2
150,000-199,999	48	100	-52.0	505	750	-32.7	150,000-199,999	55	90	-38.9	594	879	-32.4
200,000-249,999	83	114	-27.2	603	972	-38.0	200,000-249,999	53	97	-45.4	610	1084	-43.7
250,000-299,999	84	184	-54.3	751	1219	-38.4	250,000-299,999	89	171	-48.0	858	1421	-39.6
300,000-349,999	80	146	-45.2	752	1001	-24.9	300,000-349,999	72	131	-45.0	790	1144	-30.9
350,000-399,999	89	141	-36.9	816	802	1.7	350,000-399,999	89	128	-30.5	949	988	-3.9
400,000-449,999	98	92	6.5	693	517	34.0	400,000-449,999	83	96	-13.5	662	614	7.8
450,000-499,999	76	72	5.6	537	363	47.9	450,000-499,999	79	92	-14.1	631	501	25.9
500,000-549,999	68	45	51.1	386	229	68.6	500,000-549,999	37	44	-15.9	376	262	43.5
550,000-599,999	65	51	27.5	397	212	87.3	550,000-599,999	50	46	8.7	442	298	48.3
600,000-649,999	32	32	0.0	264	156	69.2	600,000-649,999	38	32	18.8	235	181	29.8
650,000-699,999	39	29	34.5	248	103	140.8	650,000-699,999	37	32	15.6	315	174	81.0
700,000-749,999	20	19	5.3	191	67	185.1	700,000-749,999	11	11	0.0	156	80	95.0
750,000-799,999	19	14	35.7	150	70	114.3	750,000-799,999	29	17	70.6	184	110	67.3
800,000-849,999	14	11	27.3	106	40	165.0	800,000-849,999	14	6	133.3	114	39	192.3
850,000-899,999	21	8	162.5	108	49	120.4	850,000-899,999	19	12	58.3	139	82	69.5
900,000-949,999	10	6	66.7	62	26	138.5	900,000-949,999	2	7	-71.4	46	26	76.9
950,000-999,999	8	5	60.0	79	24	229.2	950,000-999,999	13	9	44.4	109	46	137.0
1,000,000-1,099,999	9	3	200.0	62	23	169.6	1,000,000-1,099,999	4	7	-42.9	32	16	100.0
1,100,000-1,199,999	8	11	-27.3	67	40	67.5	1,100,000-1,199,999	11	8	37.5	85	52	63.5
1,200,000-1,299,999	11	4	175.0	68	20	240.0	1,200,000-1,299,999	10	5	100.0	78	33	136.4
1,300,000-1,399,999	2	11	-81.8	39	23	69.6	1,300,000-1,399,999	8	12	-33.3	50	34	47.1
1,400,000-1,499,999	3	10	-70.0	33	24	37.5	1,400,000-1,499,999	6	5	20.0	54	36	50.0
1,500,000-1,599,999	5	8	-37.5	32	24	33.3	1,500,000-1,599,999	5	3	66.7	33	23	43.5
1,600,000-1,699,999	2	3	-33.3	23	15	53.3	1,600,000-1,699,999	4	5	-20.0	24	30	-20.0
1,700,000-1,799,999	3	2	50.0	21	8	162.5	1,700,000-1,799,999	1	1	0.0	23	11	109.1
1,800,000-1,899,999	1	0	N/A	16	5	220.0	1,800,000-1,899,999	0	1	-100.0	14	9	55.6
1,900,000-1,999,999	2	3	-33.3	10	7	42.9	1,900,000-1,999,999	6	2	200.0	23	14	64.3
2,000,000-2,249,999	3	3	0.0	23	11	109.1	2,000,000-2,249,999	4	3	33.3	29	16	81.3
2,250,000-2,499,999	4	3	33.3	20	12	66.7	2,250,000-2,499,999	1	3	-66.7	21	21	0.0
2,500,000-2,749,999	1	3	-66.7	18	6	200.0	2,500,000-2,749,999	3	3	0.0	16	15	6.7
2,750,000-2,999,999	3	1	200.0	10	5	100.0	2,750,000-2,999,999	1	5	-80.0	22	12	83.3
3,000,000-3,249,999	1	0	N/A	11	4	175.0	3,000,000-3,249,999	2	0	N/A	11	2	450.0
3,250,000-3,499,999	1	0	N/A	2	2	0.0	3,250,000-3,499,999	2	3	-33.3	7	8	-12.5
3,500,000-3,749,999	0	0	0.0	2	2	0.0	3,500,000-3,749,999	1	0	N/A	8	5	60.0
3,750,000-3,999,999	1	0	N/A	5	2	150.0	3,750,000-3,999,999	1	1	0.0	5	6	-16.7
4,000,000-4,249,999	1	1	0.0	4	1	300.0	4,000,000-4,249,999	2	0	N/A	5	0	N/A
4,250,000-4,499,999	3	0	N/A	4	0	N/A	4,250,000-4,499,999	2	0	N/A	4	2	100.0
4,500,000-4,749,999	0	1	-100.0	0	2	-100.0	4,500,000-4,749,999	0	1	-100.0	5	4	25.0
4,750,000-4,999,999	1	2	-50.0	3	5	-40.0	4,750,000-4,999,999	0	0	0.0	3	4	-25.0
5,000,000+	8	3	166.7	28	6	366.7	5,000,000+	2	5	-60.0	31	12	158.3
Totals	969	1243	-22.0	7639	7543	1.3	Totals	895	1179	-24.1	8273	9024	-8.3

Active Listings	This Month			Year to Date			New Listings	This Month			Year to Date		
	2021	2020	% Chg	2021	2020	% Chg		2021	2020	% Chg	2021	2020	% Chg
	0-99,999	31	82	-62.2	241	429		-43.8	0-99,999	15	22	-31.8	181
100,000-149,999	58	119	-51.3	370	654	-43.4	100,000-149,999	20	45	-55.6	295	476	-38.0
150,000-199,999	84	150	-44.0	706	1143	-38.2	150,000-199,999	50	89	-43.8	608	888	-31.5
200,000-249,999	76	163	-53.4	724	1336	-45.8	200,000-249,999	49	84	-41.7	652	1076	-39.4
250,000-299,999	122	274	-55.5	1035	1795	-42.3	250,000-299,999	72	150	-52.0	872	1454	-40.0
300,000-349,999	96	174	-44.8	913	1416	-35.5	300,000-349,999	78	124	-37.1	805	1144	-29.6
350,000-399,999	137	195	-29.7	1155	1299	-11.1	350,000-399,999	97	115	-15.7	1048	1052	-0.4
400,000-449,999	102	152	-32.9	792	855	-7.4	400,000-449,999	70	80	-12.5	710	696	2.0
450,000-499,999	118	139	-15.1	795	740	7.4	450,000-499,999	63	69	-8.7	722	603	19.7
500,000-549,999	72	80	-10.0	470	372	26.3	500,000-549,999	53	34	55.9	426	312	36.5
550,000-599,999	101	115	-12.2	564	479	17.7	550,000-599,999	57	43	32.6	509	357	42.6
600,000-649,999	55	81	-32.1	315	301	4.7	600,000-649,999	29	32	-9.4	278	238	16.8
650,000-699,999	110	68	61.8	451	296	52.4	650,000-699,999	47	28	67.9	398	210	89.5
700,000-749,999	45	52	-13.5	218	164	32.9	700,000-749,999	18	22	-18.2	181	122	48.4
750,000-799,999	80	67	19.4	289	223	29.6	750,000-799,999	28	18	55.6	247	142	73.9
800,000-849,999	39	27	44.4	161	74	117.6	800,000-849,999	7	6	16.7	142	54	163.0
850,000-899,999	56	62	-9.7	217	181	19.9	850,000-899,999	13	12	8.3	175	132	32.6
900,000-949,999	11	18	-38.9	76	60	26.7	900,000-949,999	6	4	50.0	63	43	46.5
950,000-999,999	54	43	25.6	182	119	52.9	950,000-999,999	9	7	28.6	156	64	143.8
1,000,000-1,099,999	19	13	46.2	58	35	65.7	1,000,000-1,099,999	4	4	0.0	52	23	126.1
1,100,000-1,199,999	40	36	11.1	140	111	26.1	1,100,000-1,199,999	15	4	275.0	116	72	61.1
1,200,000-1,299,999	47	32	46.9	151	93	62.4	1,200,000-1,299,999	10	7	42.9	122	60	103.3
1,300,000-1,399,999	32	25	28.0	97	70	38.6	1,300,000-1,399,999	8	8	0.0	79	50	58.0
1,400,000-1,499,999	35	25	40.0	108	73	47.9	1,400,000-1,499,999	13	5	160.0	85	49	73.5
1,500,000-1,599,999	34	21	61.9	81	50	62.0	1,500,000-1,599,999	8	3	166.7	64	30	113.3
1,600,000-1,699,999	19	20	-5.0	46	56	-17.9	1,600,000-1,699,999	2	5	-60.0	35	37	-5.4
1,700,000-1,799,999	18	20	-10.0	53	43	23.3	1,700,000-1,799,999	2	4	-50.0	36	24	50.0
1,800,000-1,899,999	14	9	55.6	38	22	72.7	1,800,000-1,899,999	4	2	100.0	29	10	190.0
1,900,000-1,999,999	20	15	33.3	44	40	10.0	1,900,000-1,999,999	2	6	-66.7	35	24	45.8
2,000,000-2,249,999	15	21	-28.6	56	48	16.7	2,000,000-2,249,999	7	9	-22.2	41	24	70.8
2,250,000-2,499,999	19	17	11.8	51	52	-1.9	2,250,000-2,499,999	2	3	-33.3	33	29	13.8
2,500,000-2,749,999	26	19	36.8	52	41	26.8	2,500,000-2,749,999	6	6	0.0	39	26	50.0
2,750,000-2,999,999	24	22	9.1	52	41	26.8	2,750,000-2,999,999	5	6	-16.7	36	24	50.0
3,000,000-3,249,999	7	4	75.0	19	8	137.5	3,000,000-3,249,999	0	0	0.0	15	7	114.3
3,250,000-3,499,999	8	12	-33.3	22	27	-18.5	3,250,000-3,499,999	1	4	-75.0	15	16	-6.2
3,500,000-3,749,999	7	2	250.0	20	9	122.2	3,500,000-3,749,999	1	0	N/A	17	4	325.0
3,750,000-3,999,999	11	8	37.5	22	18	22.2	3,750,000-3,999,999	3	1	200.0	20	9	122.2
4,000,000-4,249,999	2	2	0.0	8	5	60.0	4,000,000-4,249,999	2	0	N/A	7	3	133.3
4,250,000-4,499,999	7	4	75.0	14	10	40.0	4,250,000-4,499,999	4	1	300.0	11	2	450.0
4,500,000-4,749,999	7	2	250.0	14	8	75.0	4,500,000-4,749,999	1	2	-50.0	11	3	266.7
4,750,000-4,999,999	10	8	25.0	17	17	0.0	4,750,000-4,999,999	2	0	N/A	11	13	-15.4
5,000,000+	40	32	25.0	92	58	58.6	5,000,000+	5	0	N/A	65	32	103.1
Totals	1908	2430	-21.5	10929	12871	-15.1	Totals	888	1064	-16.5	9442	9911	-4.7

All information is subject to change, is deemed reliable but is not guaranteed, and should be independently verified. The information being provided is for consumers' personal, non-commercial use and may not be used for any other purpose other than to identify prospective properties consumers may be interested in purchasing. © 2021 Montana Regional MLS, LLC and FBS. All Rights Reserved. Prepared by Casey Robinson, GRI,BA,CRS,SFR on Thursday, October 28, 2021 2:59 PM.