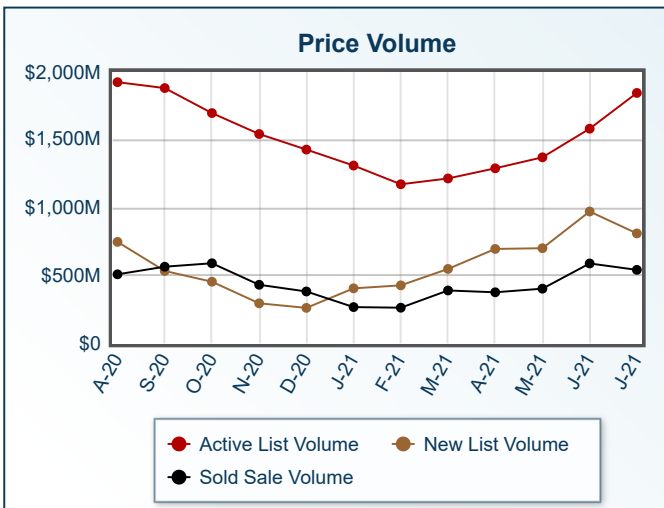
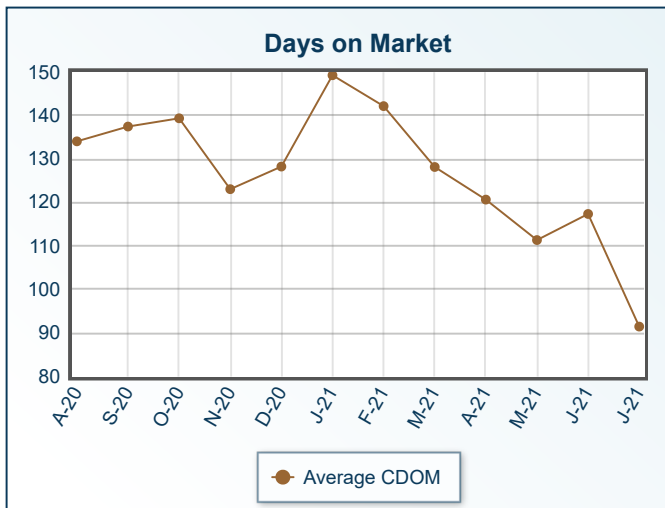
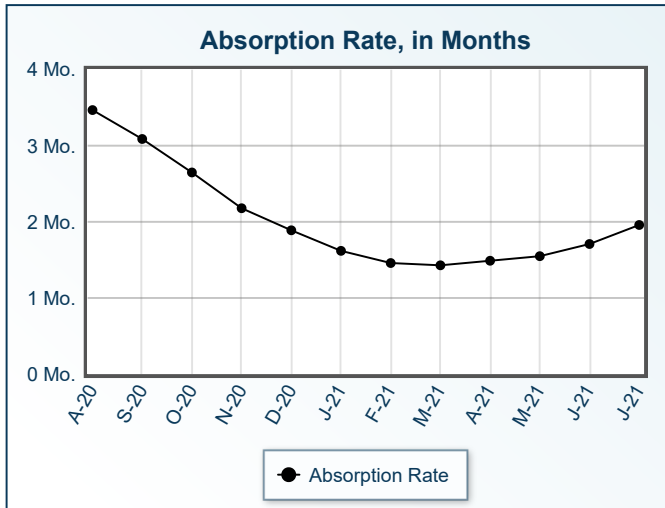
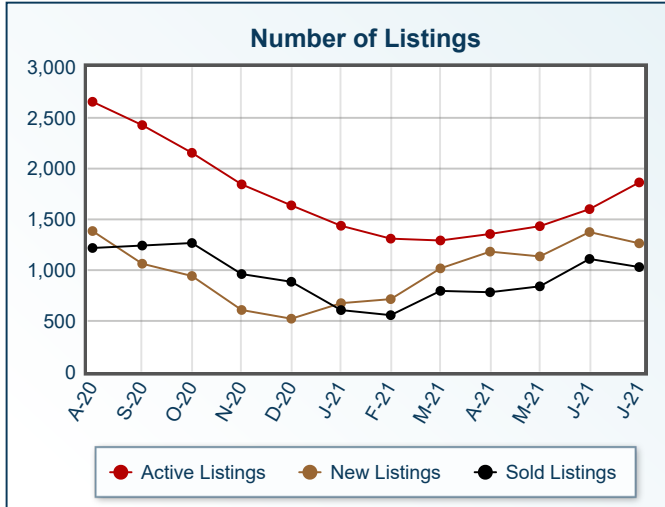


# Market Summary

Residential, July 2021



Summary Statistics						
	Jul-21	Jul-20	% Chg	2021 YTD	2020 YTD	% Chg
Absorption Rate	1.96	3.71	-47.17	1.6	3.89	-58.87
Average List Price	\$990,328	\$719,957	37.55	\$660,302	\$513,233	28.66
Median List Price	\$543,000	\$399,999	35.75	\$420,000	\$335,000	25.37
Average Sale Price	\$526,064	\$403,678	30.32	\$494,912	\$351,582	40.77
Median Sale Price	\$410,000	\$325,000	26.15	\$384,000	\$295,000	30.17
Average CDOM	91	136	-33.09	119	155	-23.23
Median CDOM	55	0	N/A	59	84	-29.76

Sold Listings	This Month			Year to Date		
	2021	2020	% Chg	2021	2020	% Chg
	0-99,999	19	25	-24.0	155	193
100,000-149,999	40	59	-32.2	245	306	-19.9
150,000-199,999	50	95	-47.4	404	531	-23.9
200,000-249,999	83	141	-41.1	447	729	-38.7
250,000-299,999	106	180	-41.1	602	855	-29.6
300,000-349,999	88	155	-43.2	579	721	-19.7
350,000-399,999	105	133	-21.1	628	525	19.6
400,000-449,999	96	96	0.0	516	327	57.8
450,000-499,999	93	60	55.0	395	209	89.0
500,000-549,999	44	38	15.8	251	143	75.5
550,000-599,999	57	29	96.6	284	123	130.9
600,000-649,999	36	33	9.1	187	96	94.8
650,000-699,999	39	20	95.0	173	55	214.5
700,000-749,999	27	10	170.0	146	35	317.1
750,000-799,999	18	13	38.5	105	44	138.6
800,000-849,999	18	8	125.0	78	18	333.3
850,000-899,999	11	10	10.0	66	27	144.4
900,000-949,999	13	1	1200.0	44	9	388.9
950,000-999,999	13	4	225.0	57	14	307.1
1,000,000-1,099,999	13	3	333.3	48	15	220.0
1,100,000-1,199,999	7	3	133.3	49	18	172.2
1,200,000-1,299,999	10	4	150.0	40	11	263.6
1,300,000-1,399,999	3	1	200.0	35	10	250.0
1,400,000-1,499,999	6	1	500.0	26	10	160.0
1,500,000-1,599,999	6	6	0.0	22	10	120.0
1,600,000-1,699,999	5	5	0.0	20	9	122.2
1,700,000-1,799,999	3	1	200.0	17	4	325.0
1,800,000-1,899,999	3	2	50.0	12	5	140.0
1,900,000-1,999,999	0	1	-100.0	8	2	300.0
2,000,000-2,249,999	4	2	100.0	18	4	350.0
2,250,000-2,499,999	3	3	0.0	15	6	150.0
2,500,000-2,749,999	2	1	100.0	13	3	333.3
2,750,000-2,999,999	2	0	N/A	7	2	250.0
3,000,000-3,249,999	1	2	-50.0	6	3	100.0
3,250,000-3,499,999	0	1	-100.0	1	2	-50.0
3,500,000-3,749,999	1	0	N/A	2	1	100.0
3,750,000-3,999,999	2	2	0.0	4	2	100.0
4,000,000-4,249,999	1	0	N/A	3	0	N/A
4,250,000-4,499,999	0	0	0.0	1	0	N/A
4,500,000-4,749,999	0	0	0.0	0	1	-100.0
4,750,000-4,999,999	0	1	-100.0	1	1	0.0
5,000,000+	3	1	200.0	16	2	700.0
Totals	1031	1150	-10.3	5726	5081	12.7

Pending Listings	This Month			Year to Date		
	2021	2020	% Chg	2021	2020	% Chg
	0-99,999	28	35	-20.0	152	205
100,000-149,999	24	61	-60.7	234	328	-28.7
150,000-199,999	69	123	-43.9	481	658	-26.9
200,000-249,999	81	150	-46.0	475	860	-44.8
250,000-299,999	81	223	-63.7	661	1042	-36.6
300,000-349,999	82	153	-46.4	629	851	-26.1
350,000-399,999	118	153	-22.9	735	708	3.8
400,000-449,999	77	97	-20.6	491	416	18.0
450,000-499,999	72	84	-14.3	459	322	42.5
500,000-549,999	55	49	12.2	288	166	73.5
550,000-599,999	54	58	-6.9	335	202	65.8
600,000-649,999	28	29	-3.4	172	118	45.8
650,000-699,999	38	40	-5.0	235	114	106.1
700,000-749,999	14	16	-12.5	130	48	170.8
750,000-799,999	28	17	64.7	130	71	83.1
800,000-849,999	11	9	22.2	83	25	232.0
850,000-899,999	16	17	-5.9	99	46	115.2
900,000-949,999	6	6	0.0	37	15	146.7
950,000-999,999	8	9	-11.1	82	28	192.9
1,000,000-1,099,999	3	1	200.0	24	5	380.0
1,100,000-1,199,999	15	13	15.4	67	33	103.0
1,200,000-1,299,999	11	5	120.0	60	17	252.9
1,300,000-1,399,999	7	4	75.0	38	17	123.5
1,400,000-1,499,999	6	10	-40.0	39	22	77.3
1,500,000-1,599,999	1	4	-75.0	22	14	57.1
1,600,000-1,699,999	1	6	-83.3	18	15	20.0
1,700,000-1,799,999	1	4	-75.0	18	7	157.1
1,800,000-1,899,999	3	2	50.0	12	5	140.0
1,900,000-1,999,999	5	2	150.0	15	8	87.5
2,000,000-2,249,999	2	4	-50.0	21	11	90.9
2,250,000-2,499,999	1	6	-83.3	17	10	70.0
2,500,000-2,749,999	0	3	-100.0	12	8	50.0
2,750,000-2,999,999	3	1	200.0	20	4	400.0
3,000,000-3,249,999	0	1	-100.0	7	1	600.0
3,250,000-3,499,999	0	2	-100.0	3	5	-40.0
3,500,000-3,749,999	2	1	100.0	6	4	50.0
3,750,000-3,999,999	0	1	-100.0	4	4	0.0
4,000,000-4,249,999	1	0	N/A	2	0	N/A
4,250,000-4,499,999	0	0	0.0	1	0	N/A
4,500,000-4,749,999	0	0	0.0	3	2	50.0
4,750,000-4,999,999	2	0	N/A	3	1	200.0
5,000,000+	6	4	50.0	23	5	360.0
Totals	960	1403	-31.6	6343	6421	-1.2

Active Listings	This Month			Year to Date			New Listings	This Month			Year to Date		
	2021	2020	% Chg	2021	2020	% Chg		2021	2020	% Chg	2021	2020	% Chg
	0-99,999	26	122	-78.7	197	377		-47.7	0-99,999	22	37	-40.5	137
100,000-149,999	50	158	-68.4	315	549	-42.6	100,000-149,999	35	61	-42.6	240	371	-35.3
150,000-199,999	95	213	-55.4	594	947	-37.3	150,000-199,999	70	118	-40.7	497	692	-28.2
200,000-249,999	90	182	-50.5	591	1127	-47.6	200,000-249,999	97	149	-34.9	520	867	-40.0
250,000-299,999	129	280	-53.9	836	1440	-41.9	250,000-299,999	101	224	-54.9	673	1099	-38.8
300,000-349,999	112	203	-44.8	762	1154	-34.0	300,000-349,999	94	166	-43.4	654	882	-25.9
350,000-399,999	145	240	-39.6	943	1031	-8.5	350,000-399,999	136	129	5.4	836	784	6.6
400,000-449,999	104	175	-40.6	631	676	-6.7	400,000-449,999	97	103	-5.8	549	517	6.2
450,000-499,999	117	157	-25.5	620	565	9.7	450,000-499,999	101	81	24.7	547	428	27.8
500,000-549,999	88	93	-5.4	371	281	32.0	500,000-549,999	63	47	34.0	327	221	48.0
550,000-599,999	91	132	-31.1	441	381	15.7	550,000-599,999	84	65	29.2	386	259	49.0
600,000-649,999	54	72	-25.0	251	232	8.2	600,000-649,999	37	37	0.0	214	169	26.6
650,000-699,999	86	97	-11.3	351	241	45.6	650,000-699,999	56	40	40.0	299	155	92.9
700,000-749,999	34	43	-20.9	178	121	47.1	700,000-749,999	16	24	-33.3	141	79	78.5
750,000-799,999	67	76	-11.8	227	180	26.1	750,000-799,999	41	20	105.0	184	99	85.9
800,000-849,999	38	21	81.0	127	58	119.0	800,000-849,999	21	11	90.9	108	38	184.2
850,000-899,999	51	69	-26.1	172	149	15.4	850,000-899,999	30	22	36.4	130	100	30.0
900,000-949,999	10	15	-33.3	61	50	22.0	900,000-949,999	7	8	-12.5	48	33	45.5
950,000-999,999	48	47	2.1	155	101	53.5	950,000-999,999	24	17	41.2	128	46	178.3
1,000,000-1,099,999	13	16	-18.7	46	26	76.9	1,000,000-1,099,999	9	2	350.0	41	14	192.9
1,100,000-1,199,999	33	45	-26.7	111	98	13.3	1,100,000-1,199,999	17	9	88.9	88	59	49.2
1,200,000-1,299,999	41	35	17.1	126	75	68.0	1,200,000-1,299,999	19	12	58.3	96	42	128.6
1,300,000-1,399,999	31	26	19.2	78	54	44.4	1,300,000-1,399,999	7	8	-12.5	60	34	76.5
1,400,000-1,499,999	38	34	11.8	85	63	34.9	1,400,000-1,499,999	9	9	0.0	62	39	59.0
1,500,000-1,599,999	29	25	16.0	62	43	44.2	1,500,000-1,599,999	6	4	50.0	45	23	95.7
1,600,000-1,699,999	16	23	-30.4	40	45	-11.1	1,600,000-1,699,999	5	6	-16.7	29	26	11.5
1,700,000-1,799,999	20	16	25.0	46	35	31.4	1,700,000-1,799,999	4	4	0.0	29	16	81.3
1,800,000-1,899,999	14	12	16.7	33	19	73.7	1,800,000-1,899,999	5	1	400.0	24	7	242.9
1,900,000-1,999,999	16	16	0.0	36	31	16.1	1,900,000-1,999,999	10	2	400.0	27	15	80.0
2,000,000-2,249,999	16	13	23.1	45	36	25.0	2,000,000-2,249,999	3	5	-40.0	30	12	150.0
2,250,000-2,499,999	19	26	-26.9	45	44	2.3	2,250,000-2,499,999	2	4	-50.0	27	21	28.6
2,500,000-2,749,999	28	17	64.7	46	30	53.3	2,500,000-2,749,999	4	4	0.0	33	15	120.0
2,750,000-2,999,999	18	19	-5.3	45	29	55.2	2,750,000-2,999,999	8	2	300.0	29	12	141.7
3,000,000-3,249,999	7	2	250.0	16	5	220.0	3,000,000-3,249,999	2	2	0.0	12	4	200.0
3,250,000-3,499,999	10	12	-16.7	20	20	0.0	3,250,000-3,499,999	3	1	200.0	13	9	44.4
3,500,000-3,749,999	7	4	75.0	17	9	88.9	3,500,000-3,749,999	1	0	N/A	14	4	250.0
3,750,000-3,999,999	10	6	66.7	19	15	26.7	3,750,000-3,999,999	5	1	400.0	17	6	183.3
4,000,000-4,249,999	2	2	0.0	5	4	25.0	4,000,000-4,249,999	0	0	0.0	4	2	100.0
4,250,000-4,499,999	6	6	0.0	7	9	-22.2	4,250,000-4,499,999	1	0	N/A	4	1	300.0
4,500,000-4,749,999	8	1	700.0	12	5	140.0	4,500,000-4,749,999	2	0	N/A	9	0	N/A
4,750,000-4,999,999	7	10	-30.0	12	16	-25.0	4,750,000-4,999,999	0	4	-100.0	6	12	-50.0
5,000,000+	41	32	28.1	78	50	56.0	5,000,000+	11	6	83.3	51	24	112.5
Totals	1865	2793	-33.2	8853	10421	-15.0	Totals	1265	1445	-12.5	7368	7461	-1.2

All information is subject to change, is deemed reliable but is not guaranteed, and should be independently verified. The information being provided is for consumers' personal, non-commercial use and may not be used for any other purpose other than to identify prospective properties consumers may be interested in purchasing. © 2021 Montana Regional MLS, LLC and FBS. All Rights Reserved. Prepared by Casey Robinson, GRI,BA,CRS,SFR on Thursday, October 28, 2021 2:57 PM.