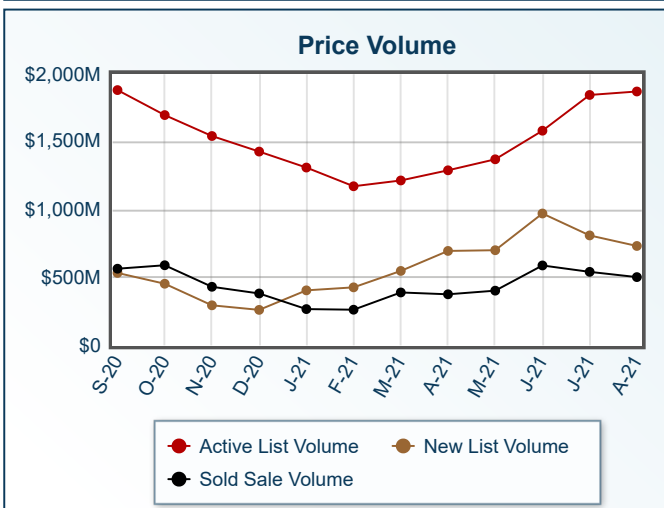
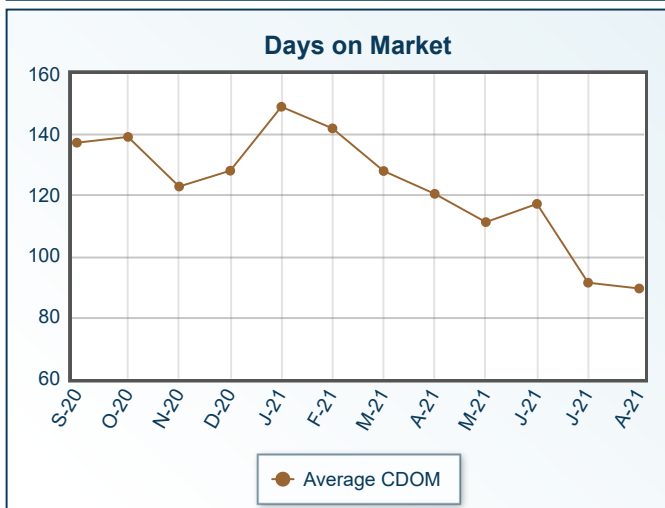
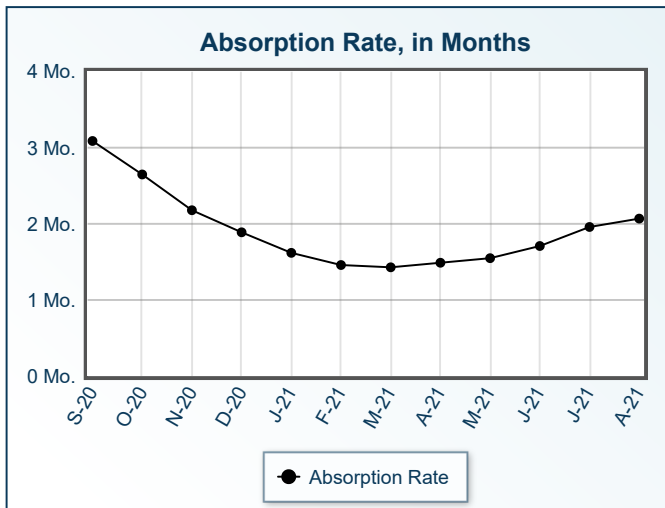
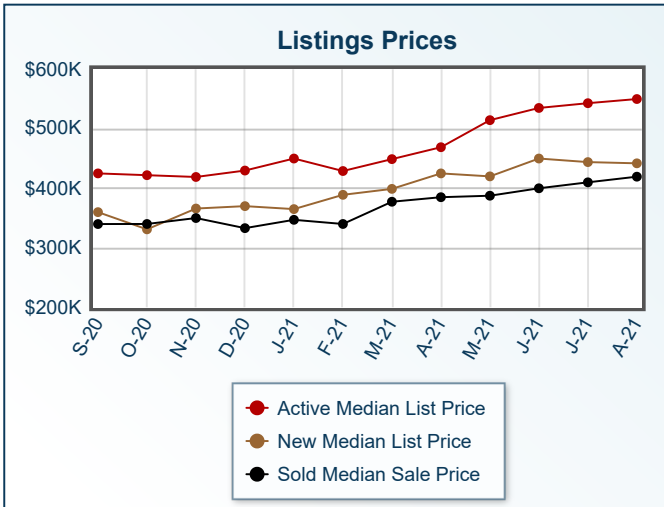
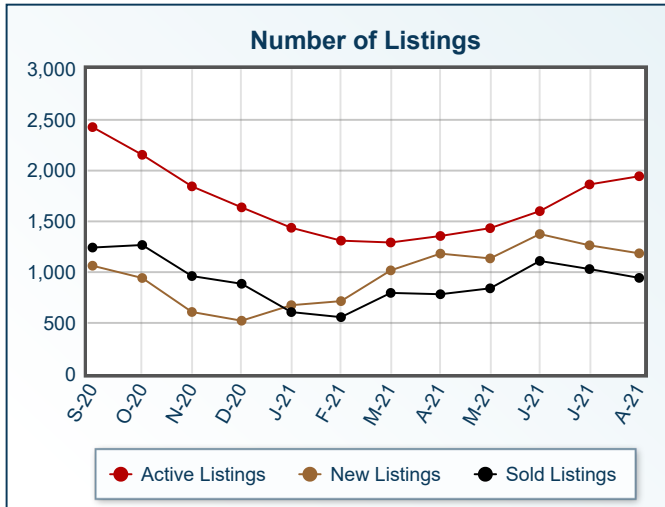


Market Summary

Residential, August 2021



| Summary Statistics | | | | | | |
|--------------------|-----------|-----------|--------|-----------|-----------|--------|
| | Aug-21 | Aug-20 | % Chg | 2021 YTD | 2020 YTD | % Chg |
| Absorption Rate | 2.07 | 3.47 | -40.35 | 1.66 | 3.84 | -56.77 |
| Average List Price | \$962,219 | \$724,234 | 32.86 | \$655,299 | \$516,380 | 26.90 |
| Median List Price | \$550,000 | \$400,000 | 37.50 | \$425,000 | \$339,000 | 25.37 |
| Average Sale Price | \$533,529 | \$417,934 | 27.66 | \$500,377 | \$364,421 | 37.31 |
| Median Sale Price | \$419,500 | \$328,000 | 27.90 | \$389,450 | \$300,000 | 29.82 |
| Average CDOM | 89 | 134 | -33.58 | 115 | 151 | -23.84 |
| Median CDOM | 55 | 0 | N/A | 59 | 81 | -27.16 |

| Sold Listings | This Month | | | Year to Date | | | Pending Listings | This Month | | | Year to Date | | |
|---------------------|------------|------|--------|--------------|------|--------|---------------------|------------|----------|--------|--------------|-------|-------|
| | 2021 | 2020 | % Chg | 2021 | 2020 | % Chg | | 2021 | 2020 | % Chg | 2021 | 2020 | % Chg |
| | 0-99,999 | 21 | 40 | -47.5 | 176 | 233 | | -24.5 | 0-99,999 | 18 | 48 | -62.5 | 170 |
| 100,000-149,999 | 27 | 55 | -50.9 | 272 | 361 | -24.7 | 100,000-149,999 | 27 | 64 | -57.8 | 261 | 392 | -33.4 |
| 150,000-199,999 | 53 | 119 | -55.5 | 457 | 650 | -29.7 | 150,000-199,999 | 58 | 131 | -55.7 | 539 | 789 | -31.7 |
| 200,000-249,999 | 73 | 129 | -43.4 | 520 | 858 | -39.4 | 200,000-249,999 | 82 | 127 | -35.4 | 557 | 987 | -43.6 |
| 250,000-299,999 | 65 | 180 | -63.9 | 667 | 1035 | -35.6 | 250,000-299,999 | 108 | 208 | -48.1 | 769 | 1250 | -38.5 |
| 300,000-349,999 | 93 | 134 | -30.6 | 672 | 855 | -21.4 | 300,000-349,999 | 89 | 162 | -45.1 | 718 | 1013 | -29.1 |
| 350,000-399,999 | 99 | 136 | -27.2 | 727 | 661 | 10.0 | 350,000-399,999 | 125 | 152 | -17.8 | 860 | 860 | 0.0 |
| 400,000-449,999 | 79 | 98 | -19.4 | 595 | 425 | 40.0 | 400,000-449,999 | 88 | 102 | -13.7 | 579 | 518 | 11.8 |
| 450,000-499,999 | 66 | 82 | -19.5 | 461 | 291 | 58.4 | 450,000-499,999 | 93 | 87 | 6.9 | 552 | 409 | 35.0 |
| 500,000-549,999 | 67 | 41 | 63.4 | 318 | 184 | 72.8 | 500,000-549,999 | 51 | 52 | -1.9 | 339 | 218 | 55.5 |
| 550,000-599,999 | 48 | 38 | 26.3 | 332 | 161 | 106.2 | 550,000-599,999 | 57 | 50 | 14.0 | 392 | 252 | 55.6 |
| 600,000-649,999 | 45 | 28 | 60.7 | 232 | 124 | 87.1 | 600,000-649,999 | 25 | 31 | -19.4 | 197 | 149 | 32.2 |
| 650,000-699,999 | 36 | 19 | 89.5 | 209 | 74 | 182.4 | 650,000-699,999 | 43 | 28 | 53.6 | 278 | 142 | 95.8 |
| 700,000-749,999 | 25 | 13 | 92.3 | 171 | 48 | 256.3 | 700,000-749,999 | 15 | 21 | -28.6 | 145 | 69 | 110.1 |
| 750,000-799,999 | 26 | 12 | 116.7 | 131 | 56 | 133.9 | 750,000-799,999 | 25 | 22 | 13.6 | 155 | 93 | 66.7 |
| 800,000-849,999 | 14 | 11 | 27.3 | 92 | 29 | 217.2 | 800,000-849,999 | 17 | 8 | 112.5 | 100 | 33 | 203.0 |
| 850,000-899,999 | 21 | 14 | 50.0 | 87 | 41 | 112.2 | 850,000-899,999 | 21 | 24 | -12.5 | 120 | 70 | 71.4 |
| 900,000-949,999 | 8 | 11 | -27.3 | 52 | 20 | 160.0 | 900,000-949,999 | 7 | 4 | 75.0 | 44 | 19 | 131.6 |
| 950,000-999,999 | 14 | 5 | 180.0 | 71 | 19 | 273.7 | 950,000-999,999 | 14 | 9 | 55.6 | 96 | 37 | 159.5 |
| 1,000,000-1,099,999 | 5 | 5 | 0.0 | 53 | 20 | 165.0 | 1,000,000-1,099,999 | 4 | 4 | 0.0 | 28 | 9 | 211.1 |
| 1,100,000-1,199,999 | 10 | 11 | -9.1 | 59 | 29 | 103.4 | 1,100,000-1,199,999 | 7 | 11 | -36.4 | 74 | 44 | 68.2 |
| 1,200,000-1,299,999 | 17 | 5 | 240.0 | 57 | 16 | 256.3 | 1,200,000-1,299,999 | 8 | 11 | -27.3 | 68 | 28 | 142.9 |
| 1,300,000-1,399,999 | 2 | 2 | 0.0 | 37 | 12 | 208.3 | 1,300,000-1,399,999 | 4 | 5 | -20.0 | 42 | 22 | 90.9 |
| 1,400,000-1,499,999 | 4 | 4 | 0.0 | 30 | 14 | 114.3 | 1,400,000-1,499,999 | 9 | 9 | 0.0 | 48 | 31 | 54.8 |
| 1,500,000-1,599,999 | 5 | 6 | -16.7 | 27 | 16 | 68.8 | 1,500,000-1,599,999 | 6 | 6 | 0.0 | 28 | 20 | 40.0 |
| 1,600,000-1,699,999 | 1 | 3 | -66.7 | 21 | 12 | 75.0 | 1,600,000-1,699,999 | 2 | 10 | -80.0 | 20 | 25 | -20.0 |
| 1,700,000-1,799,999 | 1 | 2 | -50.0 | 18 | 6 | 200.0 | 1,700,000-1,799,999 | 4 | 3 | 33.3 | 22 | 10 | 120.0 |
| 1,800,000-1,899,999 | 3 | 0 | N/A | 15 | 5 | 200.0 | 1,800,000-1,899,999 | 2 | 3 | -33.3 | 14 | 8 | 75.0 |
| 1,900,000-1,999,999 | 0 | 2 | -100.0 | 8 | 4 | 100.0 | 1,900,000-1,999,999 | 2 | 4 | -50.0 | 17 | 12 | 41.7 |
| 2,000,000-2,249,999 | 2 | 4 | -50.0 | 20 | 8 | 150.0 | 2,000,000-2,249,999 | 4 | 2 | 100.0 | 25 | 13 | 92.3 |
| 2,250,000-2,499,999 | 1 | 3 | -66.7 | 16 | 9 | 77.8 | 2,250,000-2,499,999 | 3 | 8 | -62.5 | 20 | 18 | 11.1 |
| 2,500,000-2,749,999 | 4 | 0 | N/A | 17 | 3 | 466.7 | 2,500,000-2,749,999 | 1 | 4 | -75.0 | 13 | 12 | 8.3 |
| 2,750,000-2,999,999 | 0 | 2 | -100.0 | 7 | 4 | 75.0 | 2,750,000-2,999,999 | 1 | 3 | -66.7 | 21 | 7 | 200.0 |
| 3,000,000-3,249,999 | 4 | 1 | 300.0 | 10 | 4 | 150.0 | 3,000,000-3,249,999 | 2 | 1 | 100.0 | 9 | 2 | 350.0 |
| 3,250,000-3,499,999 | 0 | 0 | 0.0 | 1 | 2 | -50.0 | 3,250,000-3,499,999 | 2 | 0 | N/A | 5 | 5 | 0.0 |
| 3,500,000-3,749,999 | 0 | 1 | -100.0 | 2 | 2 | 0.0 | 3,500,000-3,749,999 | 1 | 1 | 0.0 | 7 | 5 | 40.0 |
| 3,750,000-3,999,999 | 0 | 0 | 0.0 | 4 | 2 | 100.0 | 3,750,000-3,999,999 | 0 | 1 | -100.0 | 4 | 5 | -20.0 |
| 4,000,000-4,249,999 | 0 | 0 | 0.0 | 3 | 0 | N/A | 4,000,000-4,249,999 | 1 | 0 | N/A | 3 | 0 | N/A |
| 4,250,000-4,499,999 | 0 | 0 | 0.0 | 1 | 0 | N/A | 4,250,000-4,499,999 | 1 | 2 | -50.0 | 2 | 2 | 0.0 |
| 4,500,000-4,749,999 | 0 | 0 | 0.0 | 0 | 1 | -100.0 | 4,500,000-4,749,999 | 2 | 1 | 100.0 | 5 | 3 | 66.7 |
| 4,750,000-4,999,999 | 1 | 2 | -50.0 | 2 | 3 | -33.3 | 4,750,000-4,999,999 | 0 | 3 | -100.0 | 3 | 4 | -25.0 |
| 5,000,000+ | 4 | 1 | 300.0 | 20 | 3 | 566.7 | 5,000,000+ | 6 | 2 | 200.0 | 29 | 7 | 314.3 |
| Totals | 944 | 1219 | -22.6 | 6670 | 6300 | 5.9 | Totals | 1035 | 1424 | -27.3 | 7378 | 7845 | -6.0 |

| Active Listings | This Month | | | Year to Date | | | New Listings | This Month | | | Year to Date | | |
|---------------------|-------------|-------------|--------------|--------------|--------------|--------------|---------------------|-------------|-------------|--------------|--------------|-------------|-------------|
| | 2021 | 2020 | % Chg | 2021 | 2020 | % Chg | | 2021 | 2020 | % Chg | 2021 | 2020 | % Chg |
| | 0-99,999 | 32 | 108 | -70.4 | 226 | 407 | | -44.5 | 0-99,999 | 29 | 30 | -3.3 | 166 |
| 100,000-149,999 | 65 | 151 | -57.0 | 350 | 609 | -42.5 | 100,000-149,999 | 35 | 60 | -41.7 | 275 | 431 | -36.2 |
| 150,000-199,999 | 88 | 190 | -53.7 | 655 | 1054 | -37.9 | 150,000-199,999 | 61 | 107 | -43.0 | 558 | 799 | -30.2 |
| 200,000-249,999 | 94 | 186 | -49.5 | 674 | 1252 | -46.2 | 200,000-249,999 | 83 | 125 | -33.6 | 603 | 992 | -39.2 |
| 250,000-299,999 | 128 | 286 | -55.2 | 963 | 1645 | -41.5 | 250,000-299,999 | 127 | 205 | -38.0 | 800 | 1304 | -38.7 |
| 300,000-349,999 | 98 | 197 | -50.3 | 835 | 1292 | -35.4 | 300,000-349,999 | 73 | 138 | -47.1 | 727 | 1020 | -28.7 |
| 350,000-399,999 | 160 | 208 | -23.1 | 1058 | 1184 | -10.6 | 350,000-399,999 | 115 | 153 | -24.8 | 951 | 937 | 1.5 |
| 400,000-449,999 | 106 | 157 | -32.5 | 722 | 775 | -6.8 | 400,000-449,999 | 91 | 99 | -8.1 | 640 | 616 | 3.9 |
| 450,000-499,999 | 128 | 158 | -19.0 | 732 | 671 | 9.1 | 450,000-499,999 | 112 | 106 | 5.7 | 659 | 534 | 23.4 |
| 500,000-549,999 | 72 | 95 | -24.2 | 417 | 338 | 23.4 | 500,000-549,999 | 46 | 57 | -19.3 | 373 | 278 | 34.2 |
| 550,000-599,999 | 103 | 124 | -16.9 | 507 | 436 | 16.3 | 550,000-599,999 | 66 | 55 | 20.0 | 452 | 314 | 43.9 |
| 600,000-649,999 | 59 | 79 | -25.3 | 286 | 269 | 6.3 | 600,000-649,999 | 35 | 37 | -5.4 | 249 | 206 | 20.9 |
| 650,000-699,999 | 84 | 77 | 9.1 | 403 | 268 | 50.4 | 650,000-699,999 | 52 | 27 | 92.6 | 351 | 182 | 92.9 |
| 700,000-749,999 | 40 | 47 | -14.9 | 200 | 142 | 40.8 | 700,000-749,999 | 22 | 21 | 4.8 | 163 | 100 | 63.0 |
| 750,000-799,999 | 77 | 72 | 6.9 | 262 | 205 | 27.8 | 750,000-799,999 | 35 | 25 | 40.0 | 219 | 124 | 76.6 |
| 800,000-849,999 | 47 | 25 | 88.0 | 154 | 68 | 126.5 | 800,000-849,999 | 27 | 10 | 170.0 | 135 | 48 | 181.3 |
| 850,000-899,999 | 55 | 65 | -15.4 | 204 | 169 | 20.7 | 850,000-899,999 | 32 | 20 | 60.0 | 162 | 120 | 35.0 |
| 900,000-949,999 | 9 | 18 | -50.0 | 70 | 56 | 25.0 | 900,000-949,999 | 9 | 6 | 50.0 | 57 | 39 | 46.2 |
| 950,000-999,999 | 61 | 46 | 32.6 | 174 | 112 | 55.4 | 950,000-999,999 | 19 | 11 | 72.7 | 147 | 57 | 157.9 |
| 1,000,000-1,099,999 | 15 | 16 | -6.2 | 53 | 31 | 71.0 | 1,000,000-1,099,999 | 7 | 5 | 40.0 | 48 | 19 | 152.6 |
| 1,100,000-1,199,999 | 32 | 34 | -5.9 | 124 | 107 | 15.9 | 1,100,000-1,199,999 | 13 | 9 | 44.4 | 101 | 68 | 48.5 |
| 1,200,000-1,299,999 | 49 | 36 | 36.1 | 143 | 86 | 66.3 | 1,200,000-1,299,999 | 16 | 11 | 45.5 | 112 | 53 | 111.3 |
| 1,300,000-1,399,999 | 31 | 29 | 6.9 | 89 | 62 | 43.5 | 1,300,000-1,399,999 | 11 | 8 | 37.5 | 71 | 42 | 69.0 |
| 1,400,000-1,499,999 | 39 | 28 | 39.3 | 95 | 68 | 39.7 | 1,400,000-1,499,999 | 10 | 5 | 100.0 | 72 | 44 | 63.6 |
| 1,500,000-1,599,999 | 33 | 22 | 50.0 | 72 | 47 | 53.2 | 1,500,000-1,599,999 | 11 | 4 | 175.0 | 56 | 27 | 107.4 |
| 1,600,000-1,699,999 | 16 | 19 | -15.8 | 44 | 51 | -13.7 | 1,600,000-1,699,999 | 4 | 6 | -33.3 | 33 | 32 | 3.1 |
| 1,700,000-1,799,999 | 17 | 20 | -15.0 | 51 | 39 | 30.8 | 1,700,000-1,799,999 | 5 | 4 | 25.0 | 34 | 20 | 70.0 |
| 1,800,000-1,899,999 | 14 | 9 | 55.6 | 34 | 20 | 70.0 | 1,800,000-1,899,999 | 1 | 1 | 0.0 | 25 | 8 | 212.5 |
| 1,900,000-1,999,999 | 22 | 14 | 57.1 | 42 | 34 | 23.5 | 1,900,000-1,999,999 | 6 | 3 | 100.0 | 33 | 18 | 83.3 |
| 2,000,000-2,249,999 | 17 | 13 | 30.8 | 49 | 39 | 25.6 | 2,000,000-2,249,999 | 4 | 3 | 33.3 | 34 | 15 | 126.7 |
| 2,250,000-2,499,999 | 16 | 22 | -27.3 | 49 | 49 | 0.0 | 2,250,000-2,499,999 | 4 | 5 | -20.0 | 31 | 26 | 19.2 |
| 2,500,000-2,749,999 | 24 | 16 | 50.0 | 46 | 35 | 31.4 | 2,500,000-2,749,999 | 0 | 5 | -100.0 | 33 | 20 | 65.0 |
| 2,750,000-2,999,999 | 20 | 18 | 11.1 | 47 | 35 | 34.3 | 2,750,000-2,999,999 | 2 | 6 | -66.7 | 31 | 18 | 72.2 |
| 3,000,000-3,249,999 | 8 | 5 | 60.0 | 19 | 8 | 137.5 | 3,000,000-3,249,999 | 3 | 3 | 0.0 | 15 | 7 | 114.3 |
| 3,250,000-3,499,999 | 11 | 11 | 0.0 | 21 | 23 | -8.7 | 3,250,000-3,499,999 | 1 | 3 | -66.7 | 14 | 12 | 16.7 |
| 3,500,000-3,749,999 | 8 | 3 | 166.7 | 19 | 9 | 111.1 | 3,500,000-3,749,999 | 2 | 0 | N/A | 16 | 4 | 300.0 |
| 3,750,000-3,999,999 | 10 | 6 | 66.7 | 19 | 17 | 11.8 | 3,750,000-3,999,999 | 0 | 2 | -100.0 | 17 | 8 | 112.5 |
| 4,000,000-4,249,999 | 2 | 2 | 0.0 | 6 | 5 | 20.0 | 4,000,000-4,249,999 | 1 | 1 | 0.0 | 5 | 3 | 66.7 |
| 4,250,000-4,499,999 | 5 | 5 | 0.0 | 10 | 9 | 11.1 | 4,250,000-4,499,999 | 3 | 0 | N/A | 7 | 1 | 600.0 |
| 4,500,000-4,749,999 | 7 | 1 | 600.0 | 13 | 6 | 116.7 | 4,500,000-4,749,999 | 1 | 1 | 0.0 | 10 | 1 | 900.0 |
| 4,750,000-4,999,999 | 7 | 10 | -30.0 | 15 | 17 | -11.8 | 4,750,000-4,999,999 | 3 | 1 | 200.0 | 9 | 13 | -30.8 |
| 5,000,000+ | 37 | 32 | 15.6 | 87 | 58 | 50.0 | 5,000,000+ | 9 | 8 | 12.5 | 60 | 32 | 87.5 |
| Totals | 1946 | 2660 | -26.8 | 10039 | 11807 | -15.0 | Totals | 1186 | 1386 | -14.4 | 8554 | 8847 | -3.3 |

All information is subject to change, is deemed reliable but is not guaranteed, and should be independently verified. The information being provided is for consumers' personal, non-commercial use and may not be used for any other purpose other than to identify prospective properties consumers may be interested in purchasing. © 2021 Montana Regional MLS, LLC and FBS. All Rights Reserved. Prepared by Casey Robinson, GRI,BA,CRS,SFR on Thursday, October 28, 2021 2:58 PM.