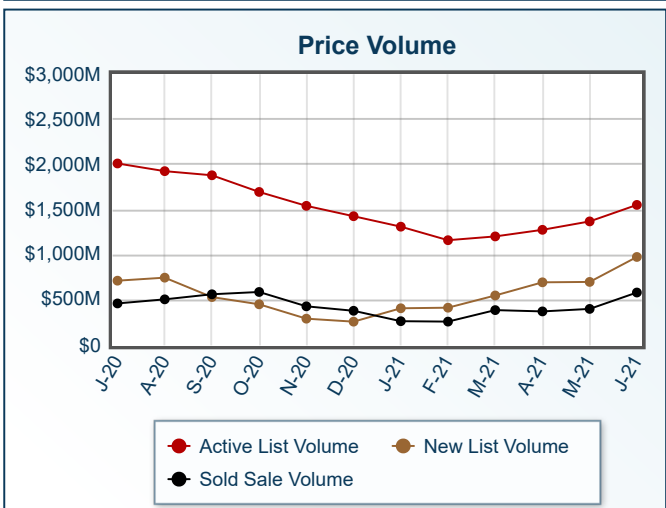
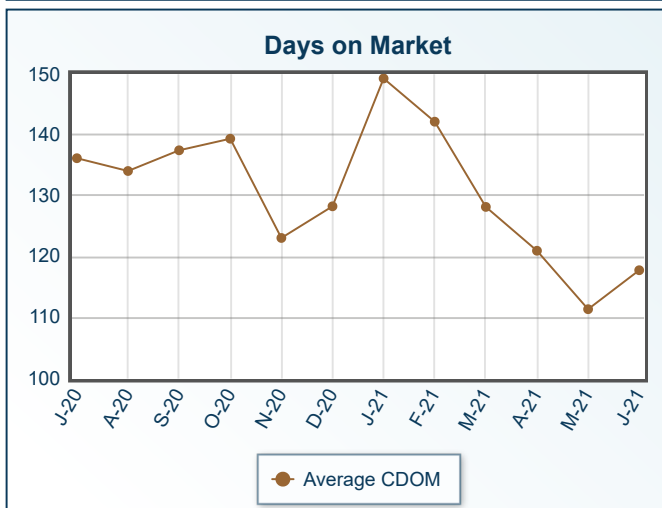
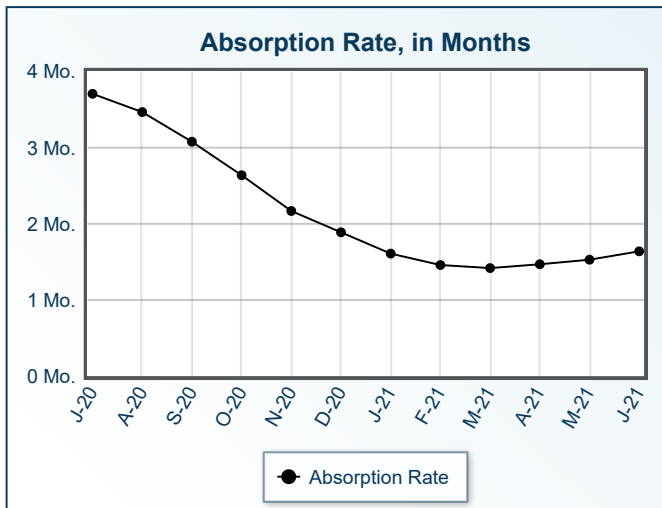
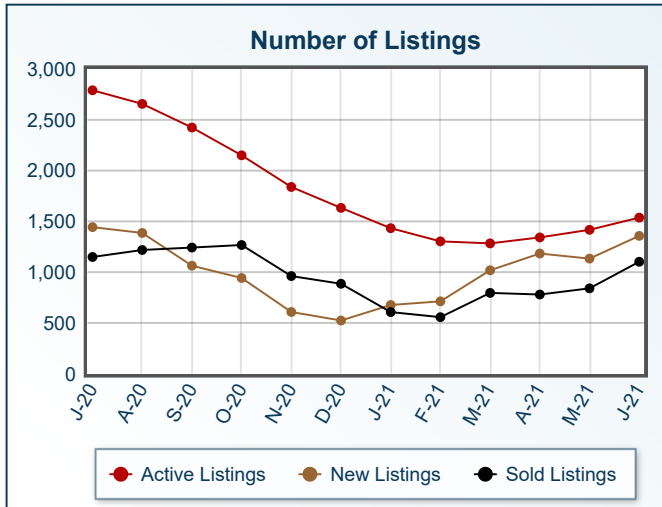


Market Summary

Residential, June 2021



Summary Statistics						
	Jun-21	Jun-20	% Chg	2021 YTD	2020 YTD	% Chg
Absorption Rate	1.64	4.02	-59.20	1.52	3.92	-61.22
Average List Price	\$1,010,508	\$670,837	50.63	\$665,925	\$516,350	28.97
Median List Price	\$539,000	\$395,000	36.46	\$419,000	\$334,900	25.11
Average Sale Price	\$530,378	\$340,079	55.96	\$487,959	\$336,342	45.08
Median Sale Price	\$400,000	\$300,000	33.33	\$378,000	\$289,674	30.49
Average CDOM	117	146	-19.86	125	160	-21.87
Median CDOM	55	71	-22.54	61	91	-32.97

Sold Listings	This Month			Year to Date			Pending Listings	This Month			Year to Date		
	2021	2020	% Chg	2021	2020	% Chg		2021	2020	% Chg	2021	2020	% Chg
	0-99,999	19	33	-42.4	136	168		-19.0	0-99,999	19	31	-38.7	130
100,000-149,999	40	51	-21.6	204	247	-17.4	100,000-149,999	28	69	-59.4	213	267	-20.2
150,000-199,999	70	92	-23.9	352	436	-19.3	150,000-199,999	71	114	-37.7	421	535	-21.3
200,000-249,999	72	120	-40.0	363	588	-38.3	200,000-249,999	78	143	-45.5	399	710	-43.8
250,000-299,999	93	164	-43.3	494	675	-26.8	250,000-299,999	111	197	-43.7	592	819	-27.7
300,000-349,999	122	147	-17.0	490	566	-13.4	300,000-349,999	104	145	-28.3	555	698	-20.5
350,000-399,999	127	104	22.1	522	392	33.2	350,000-399,999	123	145	-15.2	629	555	13.3
400,000-449,999	108	57	89.5	419	231	81.4	400,000-449,999	85	98	-13.3	420	319	31.7
450,000-499,999	72	38	89.5	301	149	102.0	450,000-499,999	90	71	26.8	395	239	65.3
500,000-549,999	62	31	100.0	208	105	98.1	500,000-549,999	43	32	34.4	237	117	102.6
550,000-599,999	72	14	414.3	226	94	140.4	550,000-599,999	59	39	51.3	286	144	98.6
600,000-649,999	37	22	68.2	151	63	139.7	600,000-649,999	40	27	48.1	146	89	64.0
650,000-699,999	31	8	287.5	134	35	282.9	650,000-699,999	44	26	69.2	197	74	166.2
700,000-749,999	31	4	675.0	118	25	372.0	700,000-749,999	19	12	58.3	116	32	262.5
750,000-799,999	21	9	133.3	88	31	183.9	750,000-799,999	24	13	84.6	106	54	96.3
800,000-849,999	19	5	280.0	60	10	500.0	800,000-849,999	17	6	183.3	74	16	362.5
850,000-899,999	19	5	280.0	55	17	223.5	850,000-899,999	23	11	109.1	87	29	200.0
900,000-949,999	12	2	500.0	31	8	287.5	900,000-949,999	9	3	200.0	31	9	244.4
950,000-999,999	11	4	175.0	43	10	330.0	950,000-999,999	23	3	666.7	76	19	300.0
1,000,000-1,099,999	8	3	166.7	35	12	191.7	1,000,000-1,099,999	4	0	N/A	21	4	425.0
1,100,000-1,199,999	12	4	200.0	42	15	180.0	1,100,000-1,199,999	6	5	20.0	52	20	160.0
1,200,000-1,299,999	5	1	400.0	30	7	328.6	1,200,000-1,299,999	14	5	180.0	52	12	333.3
1,300,000-1,399,999	8	0	N/A	32	9	255.6	1,300,000-1,399,999	3	3	0.0	31	13	138.5
1,400,000-1,499,999	5	3	66.7	20	9	122.2	1,400,000-1,499,999	7	3	133.3	36	12	200.0
1,500,000-1,599,999	3	1	200.0	16	4	300.0	1,500,000-1,599,999	6	3	100.0	23	10	130.0
1,600,000-1,699,999	3	0	N/A	15	4	275.0	1,600,000-1,699,999	3	6	-50.0	18	9	100.0
1,700,000-1,799,999	1	0	N/A	14	3	366.7	1,700,000-1,799,999	3	3	0.0	17	3	466.7
1,800,000-1,899,999	4	0	N/A	9	3	200.0	1,800,000-1,899,999	2	1	100.0	9	3	200.0
1,900,000-1,999,999	0	0	0.0	8	1	700.0	1,900,000-1,999,999	1	1	0.0	10	6	66.7
2,000,000-2,249,999	2	1	100.0	14	2	600.0	2,000,000-2,249,999	8	2	300.0	20	7	185.7
2,250,000-2,499,999	2	1	100.0	12	3	300.0	2,250,000-2,499,999	4	2	100.0	16	4	300.0
2,500,000-2,749,999	2	1	100.0	10	2	400.0	2,500,000-2,749,999	1	1	0.0	12	5	140.0
2,750,000-2,999,999	1	0	N/A	5	2	150.0	2,750,000-2,999,999	6	1	500.0	18	3	500.0
3,000,000-3,249,999	2	0	N/A	5	1	400.0	3,000,000-3,249,999	1	0	N/A	8	0	N/A
3,250,000-3,499,999	0	0	0.0	1	1	0.0	3,250,000-3,499,999	0	1	-100.0	4	3	33.3
3,500,000-3,749,999	0	0	0.0	1	1	0.0	3,500,000-3,749,999	1	1	0.0	4	3	33.3
3,750,000-3,999,999	0	0	0.0	2	0	N/A	3,750,000-3,999,999	1	3	-66.7	4	3	33.3
4,000,000-4,249,999	1	0	N/A	2	0	N/A	4,000,000-4,249,999	1	0	N/A	1	0	N/A
4,250,000-4,499,999	0	0	0.0	1	0	N/A	4,250,000-4,499,999	1	0	N/A	2	0	N/A
4,500,000-4,749,999	0	0	0.0	0	1	-100.0	4,500,000-4,749,999	0	0	0.0	3	2	50.0
4,750,000-4,999,999	1	0	N/A	1	0	N/A	4,750,000-4,999,999	1	1	0.0	2	1	100.0
5,000,000+	4	0	N/A	13	1	1200.0	5,000,000+	4	1	300.0	17	1	1600.0
Totals	1102	925	19.1	4683	3931	19.1	Totals	1088	1228	-11.4	5490	5019	9.4

Active Listings	This Month			Year to Date			New Listings	This Month			Year to Date		
	2021	2020	% Chg	2021	2020	% Chg		2021	2020	% Chg	2021	2020	% Chg
	0-99,999	32	135	-76.3	177	341		-48.1	0-99,999	16	35	-54.3	116
100,000-149,999	40	179	-77.7	271	487	-44.4	100,000-149,999	25	63	-60.3	196	309	-36.6
150,000-199,999	84	239	-64.9	523	829	-36.9	150,000-199,999	87	122	-28.7	426	574	-25.8
200,000-249,999	64	206	-68.9	491	978	-49.8	200,000-249,999	88	145	-39.3	420	718	-41.5
250,000-299,999	110	313	-64.9	737	1216	-39.4	250,000-299,999	115	183	-37.2	576	875	-34.2
300,000-349,999	98	226	-56.6	664	989	-32.9	300,000-349,999	111	135	-17.8	555	716	-22.5
350,000-399,999	113	283	-60.1	792	901	-12.1	350,000-399,999	128	139	-7.9	685	655	4.6
400,000-449,999	92	197	-53.3	536	573	-6.5	400,000-449,999	99	112	-11.6	454	414	9.7
450,000-499,999	89	176	-49.4	518	486	6.6	450,000-499,999	108	82	31.7	446	349	27.8
500,000-549,999	68	100	-32.0	310	234	32.5	500,000-549,999	58	40	45.0	264	174	51.7
550,000-599,999	62	124	-50.0	351	315	11.4	550,000-599,999	64	45	42.2	297	193	53.9
600,000-649,999	48	76	-36.8	213	194	9.8	600,000-649,999	41	29	41.4	176	131	34.4
650,000-699,999	65	100	-35.0	295	202	46.0	650,000-699,999	59	32	84.4	242	116	108.6
700,000-749,999	30	44	-31.8	162	96	68.8	700,000-749,999	31	15	106.7	127	55	130.9
750,000-799,999	59	76	-22.4	188	160	17.5	750,000-799,999	37	20	85.0	144	79	82.3
800,000-849,999	28	22	27.3	101	47	114.9	800,000-849,999	18	10	80.0	81	27	200.0
850,000-899,999	42	67	-37.3	148	127	16.5	850,000-899,999	38	25	52.0	110	78	41.0
900,000-949,999	12	17	-29.4	58	42	38.1	900,000-949,999	15	9	66.7	45	25	80.0
950,000-999,999	37	45	-17.8	123	84	46.4	950,000-999,999	32	12	166.7	100	29	244.8
1,000,000-1,099,999	13	15	-13.3	38	24	58.3	1,000,000-1,099,999	5	1	400.0	34	12	183.3
1,100,000-1,199,999	16	49	-67.3	84	89	-5.6	1,100,000-1,199,999	18	14	28.6	62	50	24.0
1,200,000-1,299,999	33	36	-8.3	114	64	78.1	1,200,000-1,299,999	29	8	262.5	80	31	158.1
1,300,000-1,399,999	31	25	24.0	74	45	64.4	1,300,000-1,399,999	17	4	325.0	55	25	120.0
1,400,000-1,499,999	20	35	-42.9	72	55	30.9	1,400,000-1,499,999	15	5	200.0	48	31	54.8
1,500,000-1,599,999	25	22	13.6	59	39	51.3	1,500,000-1,599,999	15	7	114.3	44	19	131.6
1,600,000-1,699,999	10	25	-60.0	33	40	-17.5	1,600,000-1,699,999	8	8	0.0	21	21	0.0
1,700,000-1,799,999	19	22	-13.6	45	31	45.2	1,700,000-1,799,999	9	1	800.0	29	12	141.7
1,800,000-1,899,999	15	11	36.4	29	18	61.1	1,800,000-1,899,999	7	3	133.3	20	6	233.3
1,900,000-1,999,999	17	18	-5.6	29	29	0.0	1,900,000-1,999,999	3	2	50.0	19	13	46.2
2,000,000-2,249,999	23	15	53.3	45	31	45.2	2,000,000-2,249,999	10	2	400.0	31	7	342.9
2,250,000-2,499,999	19	25	-24.0	42	40	5.0	2,250,000-2,499,999	3	10	-70.0	24	17	41.2
2,500,000-2,749,999	21	14	50.0	40	26	53.8	2,500,000-2,749,999	9	4	125.0	27	11	145.5
2,750,000-2,999,999	22	19	15.8	42	27	55.6	2,750,000-2,999,999	7	4	75.0	25	10	150.0
3,000,000-3,249,999	5	2	150.0	14	3	366.7	3,000,000-3,249,999	2	0	N/A	11	2	450.0
3,250,000-3,499,999	9	11	-18.2	18	19	-5.3	3,250,000-3,499,999	2	2	0.0	10	8	25.0
3,500,000-3,749,999	7	4	75.0	17	9	88.9	3,500,000-3,749,999	3	1	200.0	14	4	250.0
3,750,000-3,999,999	6	10	-40.0	13	15	-13.3	3,750,000-3,999,999	2	0	N/A	11	5	120.0
4,000,000-4,249,999	4	2	100.0	5	4	25.0	4,000,000-4,249,999	0	0	0.0	4	2	100.0
4,250,000-4,499,999	4	5	-20.0	6	8	-25.0	4,250,000-4,499,999	1	0	N/A	4	1	300.0
4,500,000-4,749,999	4	1	300.0	11	5	120.0	4,500,000-4,749,999	4	0	N/A	7	0	N/A
4,750,000-4,999,999	5	8	-37.5	11	12	-8.3	4,750,000-4,999,999	4	2	100.0	5	8	-37.5
5,000,000+	37	31	19.4	66	44	50.0	5,000,000+	15	6	150.0	39	18	116.7
Totals	1538	3030	-49.2	7565	8978	-15.7	Totals	1358	1337	1.6	6084	6019	1.1

All information is subject to change, is deemed reliable but is not guaranteed, and should be independently verified. The information being provided is for consumers' personal, non-commercial use and may not be used for any other purpose other than to identify prospective properties consumers may be interested in purchasing. © 2021 Montana Regional MLS, LLC and FBS. All Rights Reserved. Prepared by Casey Robinson, GRI,BA,CRS,SFR on Monday, July 12, 2021 12:28 PM.