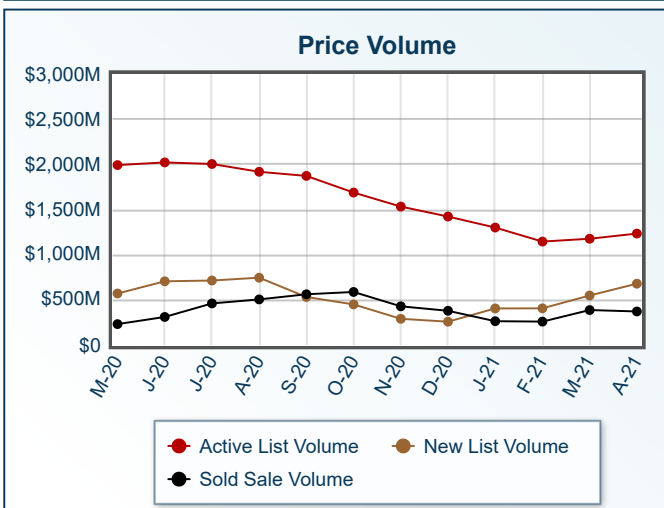
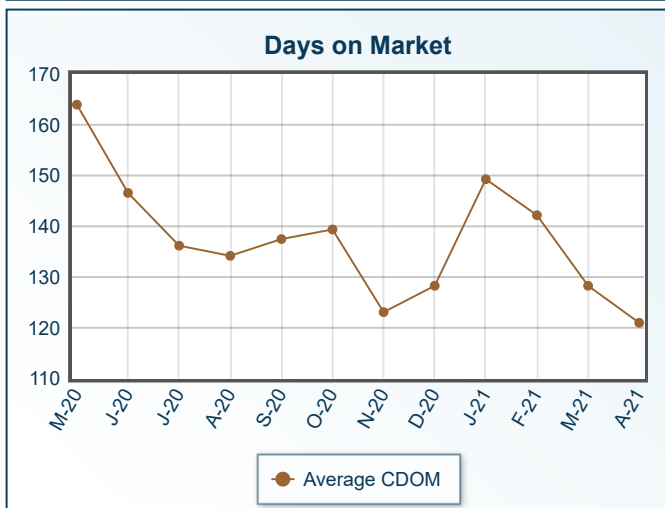
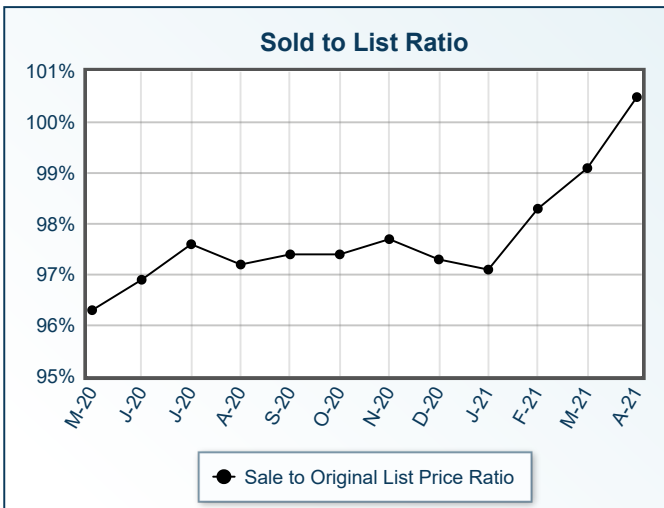
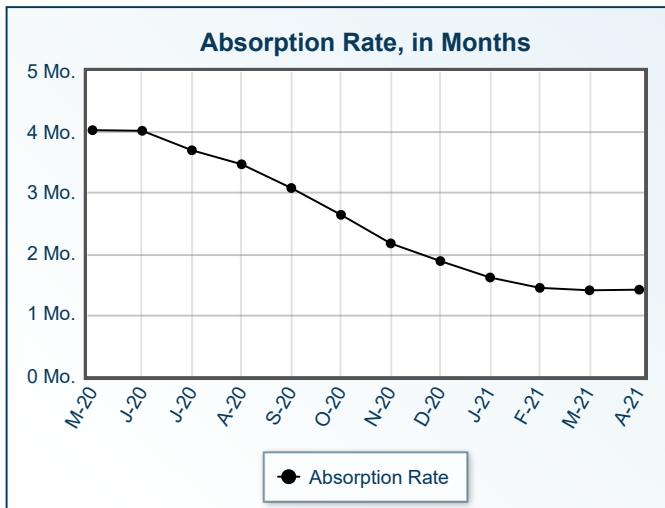
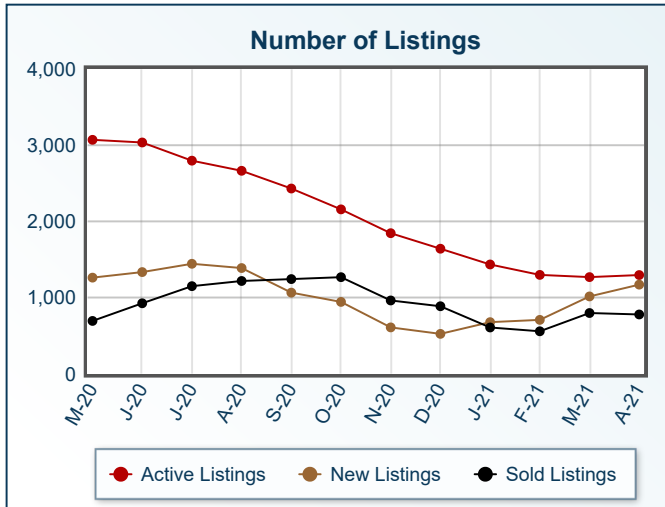


Market Summary

Residential, April 2021



Summary Statistics						
	Apr-21	Apr-20	% Chg	2021 YTD	2020 YTD	% Chg
Absorption Rate	1.42	4	-64.50	1.48	3.88	-61.86
Average List Price	\$954,454	\$640,154	49.10	\$658,275	\$523,461	25.75
Median List Price	\$469,950	\$374,000	25.66	\$400,000	\$330,000	21.21
Average Sale Price	\$482,528	\$327,696	47.25	\$473,710	\$333,772	41.93
Median Sale Price	\$385,000	\$289,400	33.03	\$365,000	\$285,000	28.07
Average CDOM	121	159	-23.90	133	165	-19.39
Median CDOM	56	81	-30.86	69	109	-36.70

Sold Listings	This Month			Year to Date			Pending Listings	This Month			Year to Date		
	2021	2020	% Chg	2021	2020	% Chg		2021	2020	% Chg	2021	2020	% Chg
	0-99,999	19	23	-17.4	83	104		-20.2	0-99,999	32	26	23.1	96
100,000-149,999	31	37	-16.2	129	159	-18.9	100,000-149,999	36	28	28.6	142	152	-6.6
150,000-199,999	70	72	-2.8	220	273	-19.4	150,000-199,999	78	76	2.6	281	323	-13.0
200,000-249,999	57	99	-42.4	232	360	-35.6	200,000-249,999	68	96	-29.2	235	428	-45.1
250,000-299,999	85	104	-18.3	315	381	-17.3	250,000-299,999	118	126	-6.3	394	445	-11.5
300,000-349,999	67	104	-35.6	296	329	-10.0	300,000-349,999	112	110	1.8	361	394	-8.4
350,000-399,999	86	71	21.1	298	233	27.9	350,000-399,999	115	80	43.8	387	284	36.3
400,000-449,999	76	38	100.0	240	123	95.1	400,000-449,999	80	45	77.8	273	160	70.6
450,000-499,999	49	20	145.0	165	84	96.4	450,000-499,999	73	24	204.2	233	110	111.8
500,000-549,999	37	24	54.2	105	56	87.5	500,000-549,999	58	15	286.7	150	54	177.8
550,000-599,999	37	12	208.3	110	56	96.4	550,000-599,999	69	19	263.2	171	78	119.2
600,000-649,999	21	8	162.5	79	28	182.1	600,000-649,999	25	14	78.6	83	43	93.0
650,000-699,999	18	5	260.0	75	19	294.7	650,000-699,999	40	4	900.0	122	28	335.7
700,000-749,999	20	3	566.7	63	17	270.6	700,000-749,999	22	5	340.0	68	18	277.8
750,000-799,999	17	1	1600.0	53	18	194.4	750,000-799,999	20	8	150.0	69	23	200.0
800,000-849,999	12	1	1100.0	32	4	700.0	800,000-849,999	12	4	200.0	39	6	550.0
850,000-899,999	6	0	N/A	21	10	110.0	850,000-899,999	18	5	260.0	49	13	276.9
900,000-949,999	5	2	150.0	14	5	180.0	900,000-949,999	3	0	N/A	11	4	175.0
950,000-999,999	8	0	N/A	29	5	480.0	950,000-999,999	14	1	1300.0	44	7	528.6
1,000,000-1,099,999	8	3	166.7	22	7	214.3	1,000,000-1,099,999	3	1	200.0	11	2	450.0
1,100,000-1,199,999	6	0	N/A	23	8	187.5	1,100,000-1,199,999	9	4	125.0	37	11	236.4
1,200,000-1,299,999	7	3	133.3	19	4	375.0	1,200,000-1,299,999	5	1	400.0	29	4	625.0
1,300,000-1,399,999	7	1	600.0	22	8	175.0	1,300,000-1,399,999	3	2	50.0	20	8	150.0
1,400,000-1,499,999	5	1	400.0	11	4	175.0	1,400,000-1,499,999	5	0	N/A	24	7	242.9
1,500,000-1,599,999	4	0	N/A	11	1	1000.0	1,500,000-1,599,999	6	2	200.0	15	5	200.0
1,600,000-1,699,999	4	0	N/A	10	1	900.0	1,600,000-1,699,999	1	1	0.0	9	3	200.0
1,700,000-1,799,999	4	1	300.0	11	3	266.7	1,700,000-1,799,999	0	0	0.0	10	0	N/A
1,800,000-1,899,999	2	1	100.0	5	2	150.0	1,800,000-1,899,999	2	0	N/A	4	1	300.0
1,900,000-1,999,999	1	0	N/A	7	1	600.0	1,900,000-1,999,999	2	0	N/A	6	4	50.0
2,000,000-2,249,999	3	0	N/A	9	1	800.0	2,000,000-2,249,999	1	2	-50.0	12	5	140.0
2,250,000-2,499,999	1	0	N/A	8	2	300.0	2,250,000-2,499,999	2	0	N/A	12	0	N/A
2,500,000-2,749,999	1	0	N/A	7	1	600.0	2,500,000-2,749,999	1	0	N/A	8	2	300.0
2,750,000-2,999,999	1	1	0.0	3	1	200.0	2,750,000-2,999,999	5	1	400.0	9	2	350.0
3,000,000-3,249,999	1	1	0.0	2	1	100.0	3,000,000-3,249,999	2	0	N/A	6	0	N/A
3,250,000-3,499,999	0	0	0.0	0	1	-100.0	3,250,000-3,499,999	0	0	0.0	2	2	0.0
3,500,000-3,749,999	0	0	0.0	1	1	0.0	3,500,000-3,749,999	1	0	N/A	2	1	100.0
3,750,000-3,999,999	0	0	0.0	0	0	0.0	3,750,000-3,999,999	1	0	N/A	1	0	N/A
4,000,000-4,249,999	1	0	N/A	1	0	N/A	4,000,000-4,249,999	0	0	0.0	0	0	0.0
4,250,000-4,499,999	0	0	0.0	0	0	0.0	4,250,000-4,499,999	0	0	0.0	1	0	N/A
4,500,000-4,749,999	0	0	0.0	0	1	-100.0	4,500,000-4,749,999	1	0	N/A	3	0	N/A
4,750,000-4,999,999	0	0	0.0	0	0	0.0	4,750,000-4,999,999	0	0	0.0	1	0	N/A
5,000,000+	1	0	N/A	8	1	700.0	5,000,000+	2	0	N/A	11	0	N/A
Totals	778	636	22.3	2739	2313	18.4	Totals	1045	700	49.3	3441	2733	25.9

Active Listings	This Month			Year to Date			New Listings	This Month			Year to Date		
	2021	2020	% Chg	2021	2020	% Chg		2021	2020	% Chg	2021	2020	% Chg
	0-99,999	38	136	-72.1	142	262		-45.8	0-99,999	32	26	23.1	82
100,000-149,999	53	191	-72.3	209	368	-43.2	100,000-149,999	40	40	0.0	135	189	-28.6
150,000-199,999	71	246	-71.1	361	609	-40.7	150,000-199,999	79	80	-1.2	263	354	-25.7
200,000-249,999	62	236	-73.7	314	706	-55.5	200,000-249,999	72	93	-22.6	240	443	-45.8
250,000-299,999	118	351	-66.4	529	840	-37.0	250,000-299,999	101	119	-15.1	369	499	-26.1
300,000-349,999	108	251	-57.0	454	685	-33.7	300,000-349,999	114	120	-5.0	343	410	-16.3
350,000-399,999	100	289	-65.4	515	620	-16.9	350,000-399,999	110	96	14.6	412	373	10.5
400,000-449,999	69	176	-60.8	360	376	-4.3	400,000-449,999	82	50	64.0	276	217	27.2
450,000-499,999	70	169	-58.6	323	329	-1.8	450,000-499,999	80	49	63.3	254	192	32.3
500,000-549,999	44	97	-54.6	202	160	26.3	500,000-549,999	58	25	132.0	157	100	57.0
550,000-599,999	54	128	-57.8	226	233	-3.0	550,000-599,999	72	26	176.9	169	110	53.6
600,000-649,999	40	76	-47.4	138	140	-1.4	600,000-649,999	34	26	30.8	100	77	29.9
650,000-699,999	49	80	-38.7	192	140	37.1	650,000-699,999	48	18	166.7	143	54	164.8
700,000-749,999	31	37	-16.2	108	69	56.5	700,000-749,999	34	5	580.0	71	28	153.6
750,000-799,999	36	77	-53.2	121	122	-0.8	750,000-799,999	33	15	120.0	79	40	97.5
800,000-849,999	17	26	-34.6	56	31	80.6	800,000-849,999	10	0	N/A	37	11	236.4
850,000-899,999	32	54	-40.7	95	84	13.1	850,000-899,999	27	10	170.0	54	35	54.3
900,000-949,999	13	16	-18.7	34	30	13.3	900,000-949,999	11	3	266.7	21	13	61.5
950,000-999,999	21	52	-59.6	72	68	5.9	950,000-999,999	18	2	800.0	49	13	276.9
1,000,000-1,099,999	13	11	18.2	25	18	38.9	1,000,000-1,099,999	7	2	250.0	20	6	233.3
1,100,000-1,199,999	17	40	-57.5	61	63	-3.2	1,100,000-1,199,999	12	8	50.0	38	24	58.3
1,200,000-1,299,999	27	32	-15.6	69	50	38.0	1,200,000-1,299,999	11	3	266.7	35	17	105.9
1,300,000-1,399,999	17	21	-19.0	43	35	22.9	1,300,000-1,399,999	6	5	20.0	23	15	53.3
1,400,000-1,499,999	14	25	-44.0	46	42	9.5	1,400,000-1,499,999	10	7	42.9	24	18	33.3
1,500,000-1,599,999	14	24	-41.7	38	32	18.8	1,500,000-1,599,999	9	6	50.0	21	12	75.0
1,600,000-1,699,999	11	19	-42.1	23	25	-8.0	1,600,000-1,699,999	4	1	300.0	12	6	100.0
1,700,000-1,799,999	15	17	-11.8	29	23	26.1	1,700,000-1,799,999	8	3	166.7	13	4	225.0
1,800,000-1,899,999	10	10	0.0	19	14	35.7	1,800,000-1,899,999	3	1	200.0	9	2	350.0
1,900,000-1,999,999	12	16	-25.0	22	26	-15.4	1,900,000-1,999,999	8	5	60.0	12	10	20.0
2,000,000-2,249,999	14	17	-17.6	30	27	11.1	2,000,000-2,249,999	6	0	N/A	16	3	433.3
2,250,000-2,499,999	13	21	-38.1	36	28	28.6	2,250,000-2,499,999	6	2	200.0	16	5	220.0
2,500,000-2,749,999	11	13	-15.4	25	20	25.0	2,500,000-2,749,999	5	1	400.0	13	5	160.0
2,750,000-2,999,999	16	16	0.0	26	20	30.0	2,750,000-2,999,999	6	0	N/A	12	3	300.0
3,000,000-3,249,999	6	1	500.0	12	2	500.0	3,000,000-3,249,999	4	1	300.0	8	1	700.0
3,250,000-3,499,999	8	7	14.3	14	13	7.7	3,250,000-3,499,999	3	2	50.0	7	2	250.0
3,500,000-3,749,999	7	2	250.0	12	5	140.0	3,500,000-3,749,999	1	0	N/A	10	1	900.0
3,750,000-3,999,999	9	12	-25.0	11	13	-15.4	3,750,000-3,999,999	1	1	0.0	6	2	200.0
4,000,000-4,249,999	3	2	50.0	5	3	66.7	4,000,000-4,249,999	1	0	N/A	3	1	200.0
4,250,000-4,499,999	2	6	-66.7	3	7	-57.1	4,250,000-4,499,999	1	0	N/A	1	0	N/A
4,500,000-4,749,999	3	5	-40.0	6	6	0.0	4,500,000-4,749,999	1	0	N/A	2	1	100.0
4,750,000-4,999,999	4	5	-20.0	5	7	-28.6	4,750,000-4,999,999	0	0	0.0	1	3	-66.7
5,000,000+	24	30	-20.0	39	36	8.3	5,000,000+	2	1	100.0	13	11	18.2
Totals	1296	3040	-57.4	5050	6387	-20.9	Totals	1170	852	37.3	3569	3420	4.4

All information is subject to change, is deemed reliable but is not guaranteed, and should be independently verified. The information being provided is for consumers' personal, non-commercial use and may not be used for any other purpose other than to identify prospective properties consumers may be interested in purchasing. © 2021 Montana Regional MLS, LLC and FBS. All Rights Reserved. Prepared by Casey Robinson, GRI,BA,CRS,SFR on Thursday, May 20, 2021 10:01 PM.