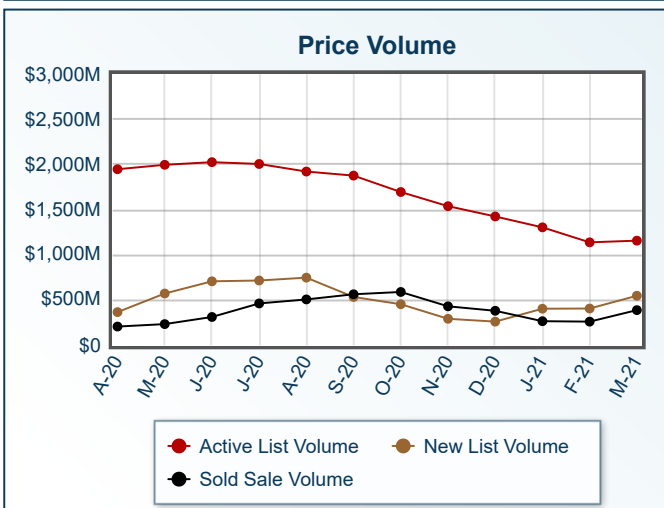
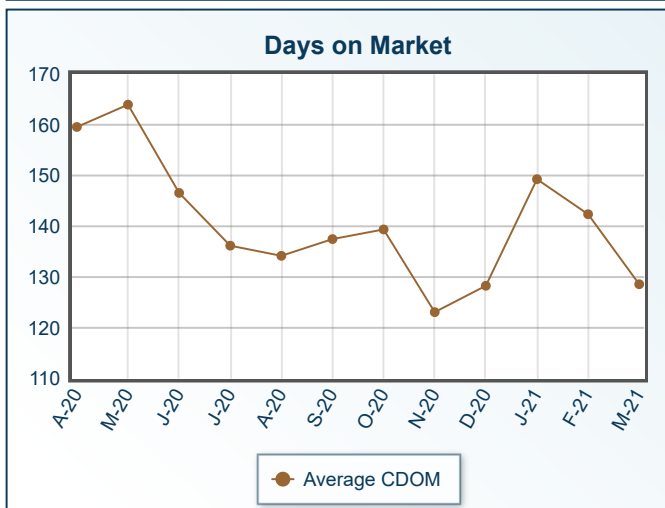
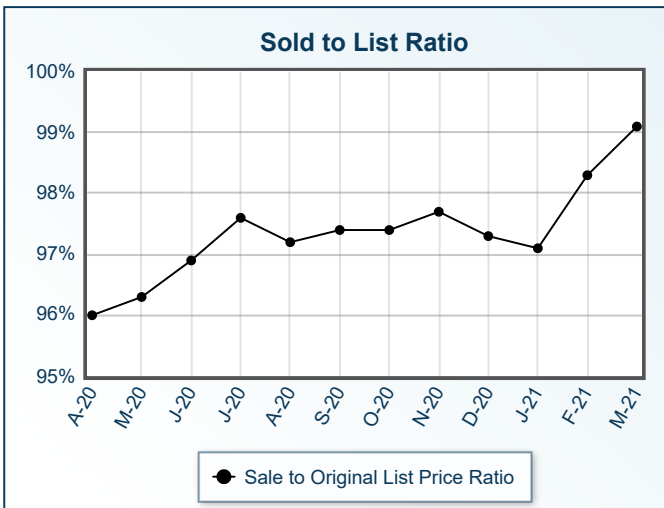
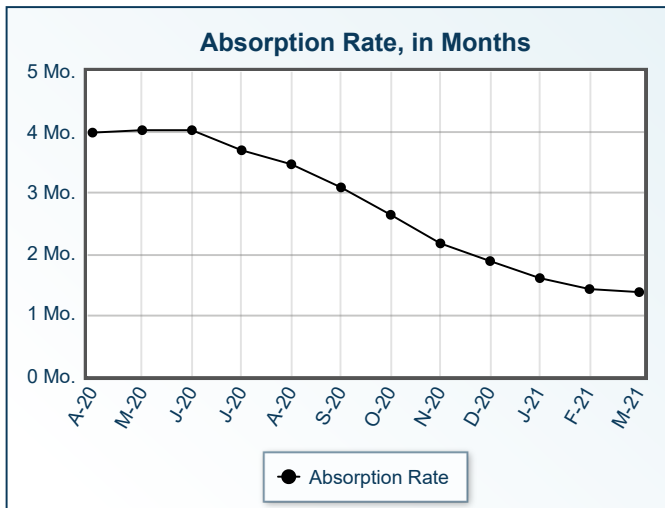
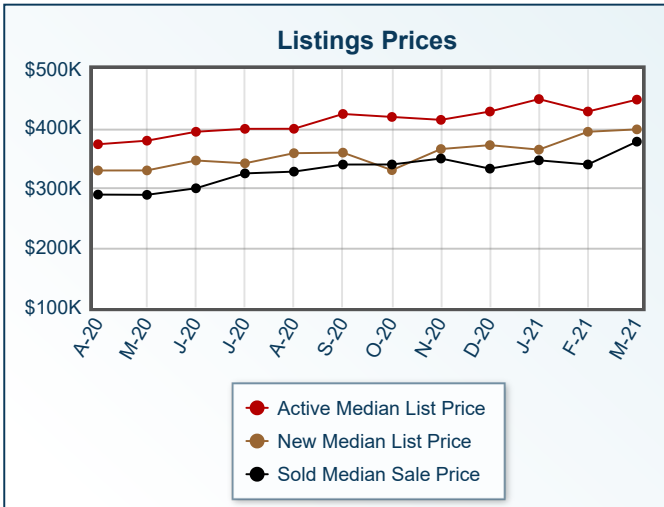
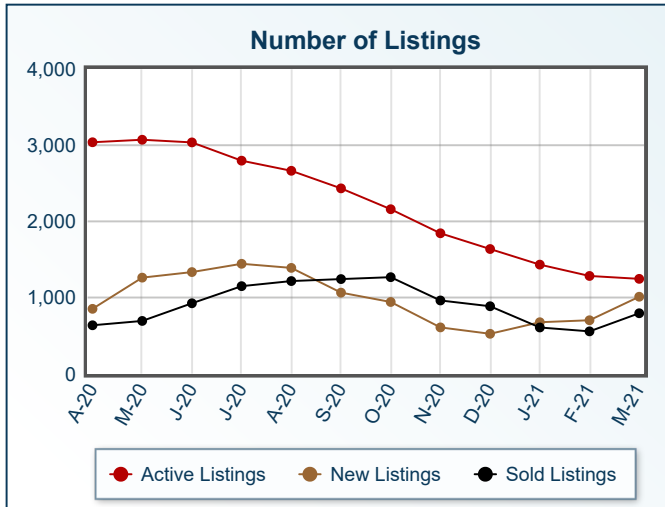


Market Summary

Residential, March 2021



Summary Statistics						
	Mar-21	Mar-20	% Chg	2021 YTD	2020 YTD	% Chg
Absorption Rate	1.38	3.8	-63.68	1.47	3.85	-61.82
Average List Price	\$929,944	\$644,394	44.31	\$682,121	\$537,928	26.81
Median List Price	\$449,000	\$365,000	23.01	\$399,000	\$330,000	20.91
Average Sale Price	\$491,476	\$340,856	44.19	\$470,572	\$336,077	40.02
Median Sale Price	\$378,385	\$285,000	32.77	\$357,000	\$280,000	27.50
Average CDOM	128	156	-17.95	138	167	-17.37
Median CDOM	62	99	-37.37	75	117	-35.90

Sold Listings	This Month			Year to Date			Pending Listings	This Month			Year to Date		
	2021	2020	% Chg	2021	2020	% Chg		2021	2020	% Chg	2021	2020	% Chg
	0-99,999	22	27	-18.5	64	81		-21.0	0-99,999	30	25	20.0	63
100,000-149,999	45	50	-10.0	97	122	-20.5	100,000-149,999	46	44	4.5	108	124	-12.9
150,000-199,999	43	76	-43.4	150	201	-25.4	150,000-199,999	76	100	-24.0	206	247	-16.6
200,000-249,999	73	110	-33.6	175	261	-33.0	200,000-249,999	59	115	-48.7	169	332	-49.1
250,000-299,999	81	107	-24.3	228	277	-17.7	250,000-299,999	108	119	-9.2	278	319	-12.9
300,000-349,999	86	95	-9.5	229	225	1.8	300,000-349,999	85	97	-12.4	250	284	-12.0
350,000-399,999	90	70	28.6	212	162	30.9	350,000-399,999	97	62	56.5	280	204	37.3
400,000-449,999	71	41	73.2	164	85	92.9	400,000-449,999	90	43	109.3	195	115	69.6
450,000-499,999	47	22	113.6	115	64	79.7	450,000-499,999	57	34	67.6	160	86	86.0
500,000-549,999	34	13	161.5	68	32	112.5	500,000-549,999	37	17	117.6	93	39	138.5
550,000-599,999	28	18	55.6	73	44	65.9	550,000-599,999	47	21	123.8	102	59	72.9
600,000-649,999	35	13	169.2	58	20	190.0	600,000-649,999	16	17	-5.9	58	29	100.0
650,000-699,999	23	3	666.7	57	14	307.1	650,000-699,999	34	9	277.8	81	24	237.5
700,000-749,999	24	5	380.0	43	14	207.1	700,000-749,999	15	2	650.0	45	13	246.2
750,000-799,999	13	7	85.7	36	17	111.8	750,000-799,999	19	2	850.0	49	15	226.7
800,000-849,999	6	1	500.0	20	3	566.7	800,000-849,999	11	1	1000.0	28	2	1300.0
850,000-899,999	7	4	75.0	15	10	50.0	850,000-899,999	14	1	1300.0	31	8	287.5
900,000-949,999	4	2	100.0	9	3	200.0	900,000-949,999	1	0	N/A	8	4	100.0
950,000-999,999	10	0	N/A	21	5	320.0	950,000-999,999	12	2	500.0	30	6	400.0
1,000,000-1,099,999	5	1	400.0	14	4	250.0	1,000,000-1,099,999	3	0	N/A	8	1	700.0
1,100,000-1,199,999	8	2	300.0	17	8	112.5	1,100,000-1,199,999	18	3	500.0	28	7	300.0
1,200,000-1,299,999	4	1	300.0	12	1	1100.0	1,200,000-1,299,999	8	1	700.0	24	3	700.0
1,300,000-1,399,999	8	0	N/A	15	7	114.3	1,300,000-1,399,999	4	0	N/A	18	6	200.0
1,400,000-1,499,999	2	2	0.0	6	3	100.0	1,400,000-1,499,999	8	1	700.0	19	7	171.4
1,500,000-1,599,999	4	1	300.0	7	1	600.0	1,500,000-1,599,999	2	1	100.0	9	3	200.0
1,600,000-1,699,999	2	0	N/A	6	1	500.0	1,600,000-1,699,999	2	1	100.0	8	2	300.0
1,700,000-1,799,999	1	1	0.0	7	2	250.0	1,700,000-1,799,999	3	0	N/A	10	0	N/A
1,800,000-1,899,999	0	1	-100.0	3	1	200.0	1,800,000-1,899,999	2	1	100.0	3	1	200.0
1,900,000-1,999,999	5	1	400.0	6	1	500.0	1,900,000-1,999,999	1	2	-50.0	4	4	0.0
2,000,000-2,249,999	1	0	N/A	6	1	500.0	2,000,000-2,249,999	6	1	500.0	12	3	300.0
2,250,000-2,499,999	4	1	300.0	7	2	250.0	2,250,000-2,499,999	5	0	N/A	10	0	N/A
2,500,000-2,749,999	3	0	N/A	6	1	500.0	2,500,000-2,749,999	3	0	N/A	7	2	250.0
2,750,000-2,999,999	0	0	0.0	2	0	N/A	2,750,000-2,999,999	2	0	N/A	6	1	500.0
3,000,000-3,249,999	1	0	N/A	1	0	N/A	3,000,000-3,249,999	1	0	N/A	4	0	N/A
3,250,000-3,499,999	0	1	-100.0	0	1	-100.0	3,250,000-3,499,999	0	2	-100.0	2	2	0.0
3,500,000-3,749,999	0	0	0.0	1	1	0.0	3,500,000-3,749,999	0	0	0.0	1	1	0.0
3,750,000-3,999,999	0	0	0.0	0	0	0.0	3,750,000-3,999,999	0	0	0.0	0	0	0.0
4,000,000-4,249,999	0	0	0.0	0	0	0.0	4,000,000-4,249,999	0	0	0.0	0	0	0.0
4,250,000-4,499,999	0	0	0.0	0	0	0.0	4,250,000-4,499,999	0	0	0.0	1	0	N/A
4,500,000-4,749,999	0	0	0.0	0	1	-100.0	4,500,000-4,749,999	0	0	0.0	2	0	N/A
4,750,000-4,999,999	0	0	0.0	0	0	0.0	4,750,000-4,999,999	1	0	N/A	1	0	N/A
5,000,000+	4	1	300.0	7	1	600.0	5,000,000+	1	0	N/A	10	0	N/A
Totals	794	677	17.3	1957	1677	16.7	Totals	924	724	27.6	2421	2033	19.1

Active Listings	This Month			Year to Date			New Listings	This Month			Year to Date		
	2021	2020	% Chg	2021	2020	% Chg		2021	2020	% Chg	2021	2020	% Chg
	0-99,999	42	138	-69.6	111	236		-53.0	0-99,999	20	28	-28.6	51
100,000-149,999	52	187	-72.2	166	328	-49.4	100,000-149,999	36	45	-20.0	94	149	-36.9
150,000-199,999	75	248	-69.8	285	529	-46.1	150,000-199,999	73	98	-25.5	186	274	-32.1
200,000-249,999	63	237	-73.4	239	613	-61.0	200,000-249,999	67	130	-48.5	165	350	-52.9
250,000-299,999	134	308	-56.5	425	721	-41.1	250,000-299,999	102	172	-40.7	265	380	-30.3
300,000-349,999	77	234	-67.1	339	565	-40.0	300,000-349,999	95	109	-12.8	229	290	-21.0
350,000-399,999	109	250	-56.4	404	525	-23.0	350,000-399,999	126	119	5.9	300	277	8.3
400,000-449,999	78	161	-51.6	282	326	-13.5	400,000-449,999	102	86	18.6	197	167	18.0
450,000-499,999	64	155	-58.7	244	279	-12.5	450,000-499,999	69	65	6.2	169	143	18.2
500,000-549,999	52	81	-35.8	142	135	5.2	500,000-549,999	46	35	31.4	101	75	34.7
550,000-599,999	46	114	-59.6	154	207	-25.6	550,000-599,999	46	40	15.0	97	84	15.5
600,000-649,999	24	71	-66.2	97	114	-14.9	600,000-649,999	24	28	-14.3	63	51	23.5
650,000-699,999	49	77	-36.4	143	122	17.2	650,000-699,999	41	21	95.2	94	36	161.1
700,000-749,999	26	31	-16.1	74	64	15.6	700,000-749,999	14	14	0.0	36	23	56.5
750,000-799,999	38	75	-49.3	86	108	-20.4	750,000-799,999	25	14	78.6	45	26	73.1
800,000-849,999	16	23	-30.4	44	31	41.9	800,000-849,999	12	6	100.0	27	11	145.5
850,000-899,999	34	48	-29.2	75	74	1.4	850,000-899,999	19	12	58.3	31	25	24.0
900,000-949,999	6	16	-62.5	20	27	-25.9	900,000-949,999	2	4	-50.0	9	10	-10.0
950,000-999,999	12	54	-77.8	55	65	-15.4	950,000-999,999	18	4	350.0	32	10	220.0
1,000,000-1,099,999	7	12	-41.7	18	17	5.9	1,000,000-1,099,999	7	2	250.0	12	4	200.0
1,100,000-1,199,999	18	37	-51.4	47	55	-14.5	1,100,000-1,199,999	9	10	-10.0	24	16	50.0
1,200,000-1,299,999	26	29	-10.3	58	46	26.1	1,200,000-1,299,999	10	6	66.7	25	14	78.6
1,300,000-1,399,999	19	18	5.6	41	30	36.7	1,300,000-1,399,999	8	5	60.0	20	10	100.0
1,400,000-1,499,999	14	23	-39.1	35	35	0.0	1,400,000-1,499,999	2	7	-71.4	13	11	18.2
1,500,000-1,599,999	14	21	-33.3	27	26	3.8	1,500,000-1,599,999	4	3	33.3	10	6	66.7
1,600,000-1,699,999	7	20	-65.0	19	24	-20.8	1,600,000-1,699,999	7	0	N/A	8	5	60.0
1,700,000-1,799,999	10	19	-47.4	22	20	10.0	1,700,000-1,799,999	3	1	200.0	7	1	600.0
1,800,000-1,899,999	10	10	0.0	13	13	0.0	1,800,000-1,899,999	1	1	0.0	4	1	300.0
1,900,000-1,999,999	11	17	-35.3	16	21	-23.8	1,900,000-1,999,999	2	1	100.0	5	5	0.0
2,000,000-2,249,999	13	17	-23.5	25	27	-7.4	2,000,000-2,249,999	4	2	100.0	10	3	233.3
2,250,000-2,499,999	16	22	-27.3	30	26	15.4	2,250,000-2,499,999	2	1	100.0	10	3	233.3
2,500,000-2,749,999	12	13	-7.7	19	19	0.0	2,500,000-2,749,999	1	2	-50.0	7	4	75.0
2,750,000-2,999,999	12	16	-25.0	21	21	0.0	2,750,000-2,999,999	0	1	-100.0	6	3	100.0
3,000,000-3,249,999	6	0	N/A	9	1	800.0	3,000,000-3,249,999	1	0	N/A	5	0	N/A
3,250,000-3,499,999	8	6	33.3	12	11	9.1	3,250,000-3,499,999	2	0	N/A	5	0	N/A
3,500,000-3,749,999	5	2	150.0	10	5	100.0	3,500,000-3,749,999	3	0	N/A	8	1	700.0
3,750,000-3,999,999	9	10	-10.0	11	12	-8.3	3,750,000-3,999,999	2	1	100.0	5	1	400.0
4,000,000-4,249,999	3	2	50.0	4	3	33.3	4,000,000-4,249,999	1	0	N/A	2	1	100.0
4,250,000-4,499,999	1	6	-83.3	2	7	-71.4	4,250,000-4,499,999	0	0	0.0	0	0	0.0
4,500,000-4,749,999	3	5	-40.0	5	6	-16.7	4,500,000-4,749,999	0	1	-100.0	1	1	0.0
4,750,000-4,999,999	3	5	-40.0	5	7	-28.6	4,750,000-4,999,999	1	0	N/A	1	3	-66.7
5,000,000+	22	28	-21.4	36	35	2.9	5,000,000+	4	4	0.0	10	10	0.0
Totals	1246	2846	-56.2	3870	5536	-30.1	Totals	1011	1078	-6.2	2389	2568	-7.0

All information is subject to change, is deemed reliable but is not guaranteed, and should be independently verified. The information being provided is for consumers' personal, non-commercial use and may not be used for any other purpose other than to identify prospective properties consumers may be interested in purchasing. © 2021 Montana Regional MLS, LLC and FBS. All Rights Reserved. Prepared by Casey Robinson, GRI,BA,CRS,SFR on Tuesday, April 20, 2021 12:09 PM.