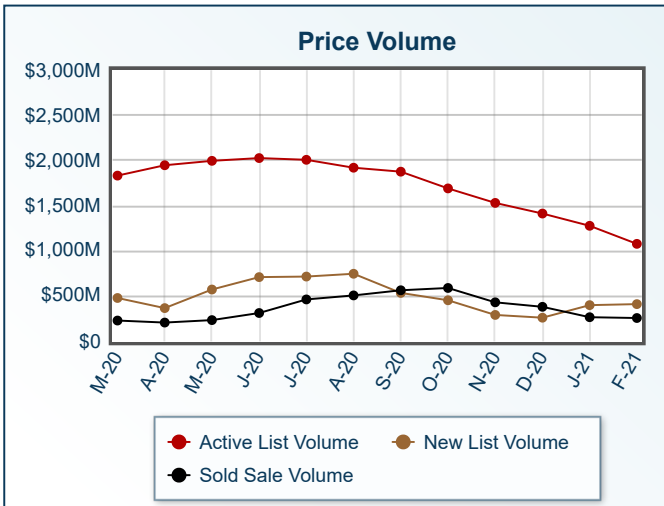
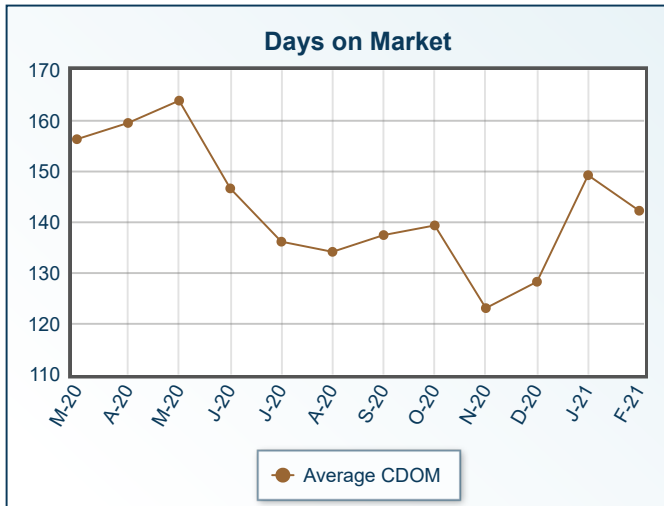
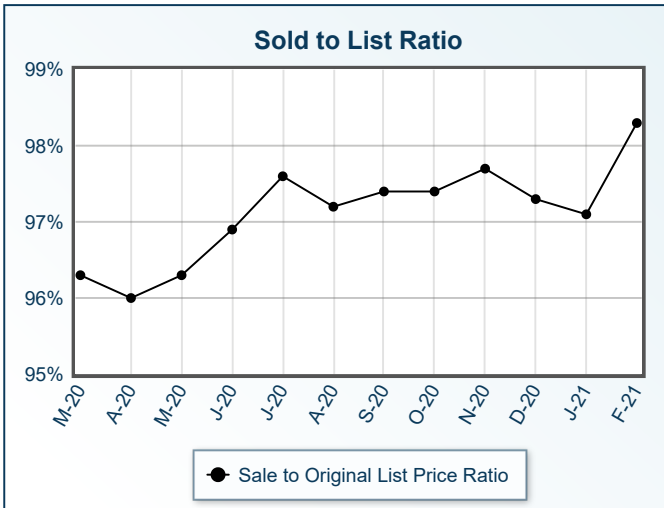
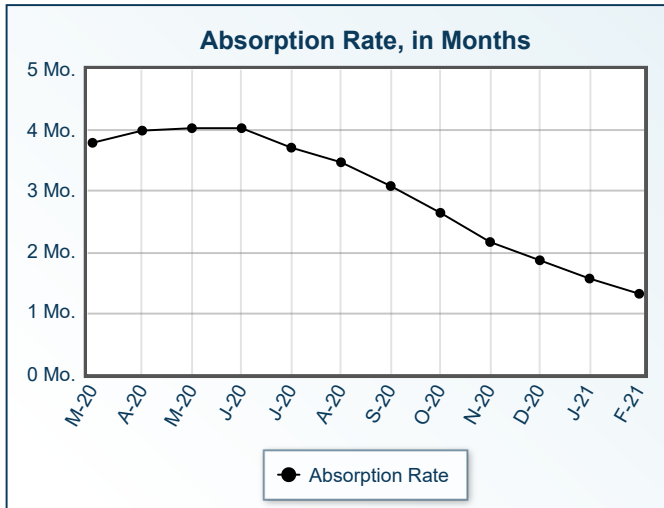
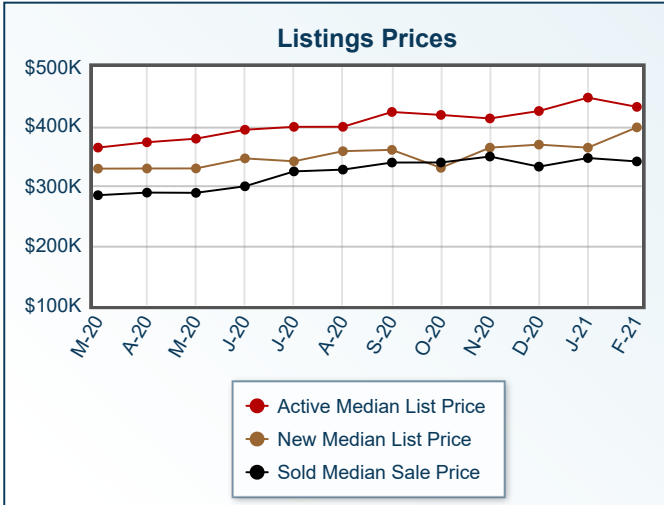
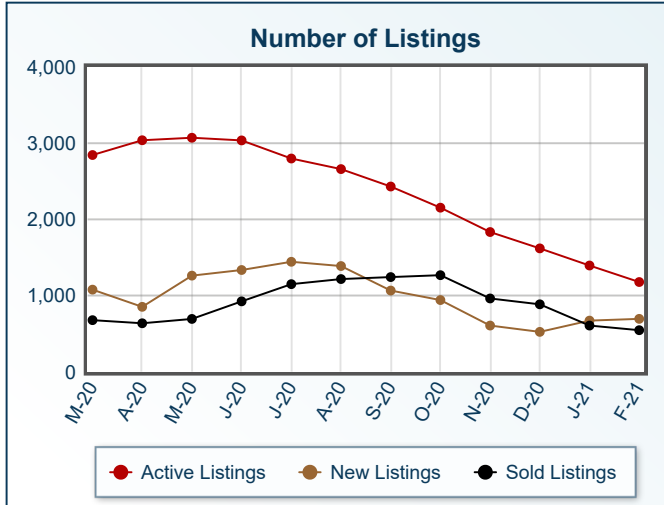


Market Summary

Residential, February 2021



Summary Statistics						
	Feb-21	Feb-20	% Chg	2021 YTD	2020 YTD	% Chg
Absorption Rate	1.32	3.76	-64.89	1.45	3.87	-62.53
Average List Price	\$915,934	\$631,502	45.04	\$734,171	\$560,155	31.07
Median List Price	\$433,450	\$350,000	23.84	\$399,000	\$330,000	20.91
Average Sale Price	\$474,646	\$335,819	41.34	\$457,280	\$332,918	37.36
Median Sale Price	\$341,750	\$284,375	20.18	\$345,000	\$279,900	23.26
Average CDOM	142	178	-20.22	145	175	-17.14
Median CDOM	75	116	-35.34	84	120	-30.00

Sold Listings	This Month			Year to Date			Pending Listings	This Month			Year to Date		
	2021	2020	% Chg	2021	2020	% Chg		2021	2020	% Chg	2021	2020	% Chg
	0-99,999	19	21	-9.5	41	54		-24.1	0-99,999	20	30	-33.3	39
100,000-149,999	24	34	-29.4	51	72	-29.2	100,000-149,999	32	33	-3.0	68	80	-15.0
150,000-199,999	58	54	7.4	106	124	-14.5	150,000-199,999	60	68	-11.8	136	147	-7.5
200,000-249,999	38	83	-54.2	102	151	-32.5	200,000-249,999	61	110	-44.5	117	217	-46.1
250,000-299,999	64	81	-21.0	145	171	-15.2	250,000-299,999	76	96	-20.8	185	200	-7.5
300,000-349,999	75	61	23.0	139	130	6.9	300,000-349,999	67	98	-31.6	169	187	-9.6
350,000-399,999	56	40	40.0	121	92	31.5	350,000-399,999	116	67	73.1	194	143	35.7
400,000-449,999	35	26	34.6	93	44	111.4	400,000-449,999	59	34	73.5	109	72	51.4
450,000-499,999	38	22	72.7	67	42	59.5	450,000-499,999	53	26	103.8	106	52	103.8
500,000-549,999	20	12	66.7	34	19	78.9	500,000-549,999	28	8	250.0	58	22	163.6
550,000-599,999	21	19	10.5	45	26	73.1	550,000-599,999	27	20	35.0	57	38	50.0
600,000-649,999	9	4	125.0	23	7	228.6	600,000-649,999	22	6	266.7	42	12	250.0
650,000-699,999	11	6	83.3	34	11	209.1	650,000-699,999	33	5	560.0	52	15	246.7
700,000-749,999	11	4	175.0	19	9	111.1	700,000-749,999	14	5	180.0	31	11	181.8
750,000-799,999	14	5	180.0	23	10	130.0	750,000-799,999	15	8	87.5	31	13	138.5
800,000-849,999	6	1	500.0	14	2	600.0	800,000-849,999	9	0	N/A	20	1	1900.0
850,000-899,999	2	1	100.0	8	6	33.3	850,000-899,999	13	3	333.3	21	7	200.0
900,000-949,999	3	0	N/A	5	1	400.0	900,000-949,999	2	2	0.0	8	4	100.0
950,000-999,999	6	3	100.0	11	5	120.0	950,000-999,999	9	2	350.0	18	4	350.0
1,000,000-1,099,999	3	1	200.0	9	3	200.0	1,000,000-1,099,999	2	0	N/A	4	1	300.0
1,100,000-1,199,999	3	1	200.0	9	6	50.0	1,100,000-1,199,999	8	3	166.7	13	4	225.0
1,200,000-1,299,999	6	0	N/A	8	0	N/A	1,200,000-1,299,999	8	1	700.0	16	2	700.0
1,300,000-1,399,999	2	3	-33.3	6	7	-14.3	1,300,000-1,399,999	7	4	75.0	14	6	133.3
1,400,000-1,499,999	1	1	0.0	4	1	300.0	1,400,000-1,499,999	4	3	33.3	11	6	83.3
1,500,000-1,599,999	2	0	N/A	3	0	N/A	1,500,000-1,599,999	5	1	400.0	7	2	250.0
1,600,000-1,699,999	3	1	200.0	4	1	300.0	1,600,000-1,699,999	5	1	400.0	6	1	500.0
1,700,000-1,799,999	2	0	N/A	6	1	500.0	1,700,000-1,799,999	1	0	N/A	7	0	N/A
1,800,000-1,899,999	2	0	N/A	3	0	N/A	1,800,000-1,899,999	2	0	N/A	2	0	N/A
1,900,000-1,999,999	1	0	N/A	1	0	N/A	1,900,000-1,999,999	4	1	300.0	4	2	100.0
2,000,000-2,249,999	4	1	300.0	5	1	400.0	2,000,000-2,249,999	1	1	0.0	7	2	250.0
2,250,000-2,499,999	2	0	N/A	3	1	200.0	2,250,000-2,499,999	5	0	N/A	7	0	N/A
2,500,000-2,749,999	1	0	N/A	3	1	200.0	2,500,000-2,749,999	3	1	200.0	5	2	150.0
2,750,000-2,999,999	0	0	0.0	2	0	N/A	2,750,000-2,999,999	4	0	N/A	5	1	400.0
3,000,000-3,249,999	0	0	0.0	0	0	0.0	3,000,000-3,249,999	2	0	N/A	3	0	N/A
3,250,000-3,499,999	0	0	0.0	0	0	0.0	3,250,000-3,499,999	0	0	0.0	2	0	N/A
3,500,000-3,749,999	1	0	N/A	1	1	0.0	3,500,000-3,749,999	1	0	N/A	1	1	0.0
3,750,000-3,999,999	0	0	0.0	0	0	0.0	3,750,000-3,999,999	0	0	0.0	0	0	0.0
4,000,000-4,249,999	0	0	0.0	0	0	0.0	4,000,000-4,249,999	0	0	0.0	0	0	0.0
4,250,000-4,499,999	0	0	0.0	0	0	0.0	4,250,000-4,499,999	1	0	N/A	1	0	N/A
4,500,000-4,749,999	0	1	-100.0	0	1	-100.0	4,500,000-4,749,999	1	0	N/A	2	0	N/A
4,750,000-4,999,999	0	0	0.0	0	0	0.0	4,750,000-4,999,999	0	0	0.0	0	0	0.0
5,000,000+	2	0	N/A	3	0	N/A	5,000,000+	5	0	N/A	9	0	N/A
Totals	545	486	12.1	1151	1000	15.1	Totals	785	637	23.2	1587	1310	21.1

Active Listings	This Month			Year to Date			New Listings	This Month			Year to Date		
	2021	2020	% Chg	2021	2020	% Chg		2021	2020	% Chg	2021	2020	% Chg
	0-99,999	48	142	-66.2	90	208		-56.7	0-99,999	19	25	-24.0	31
100,000-149,999	59	177	-66.7	131	283	-53.7	100,000-149,999	24	56	-57.1	59	104	-43.3
150,000-199,999	80	241	-66.8	207	433	-52.2	150,000-199,999	47	86	-45.3	111	176	-36.9
200,000-249,999	65	261	-75.1	171	482	-64.5	200,000-249,999	49	97	-49.5	98	220	-55.5
250,000-299,999	126	312	-59.6	310	549	-43.5	250,000-299,999	73	95	-23.2	155	208	-25.5
300,000-349,999	76	248	-69.4	247	457	-46.0	300,000-349,999	64	98	-34.7	135	181	-25.4
350,000-399,999	90	235	-61.7	278	407	-31.7	350,000-399,999	93	70	32.9	171	158	8.2
400,000-449,999	67	149	-55.0	178	238	-25.2	400,000-449,999	53	48	10.4	96	81	18.5
450,000-499,999	64	149	-57.0	171	214	-20.1	450,000-499,999	49	46	6.5	97	78	24.4
500,000-549,999	39	65	-40.0	98	100	-2.0	500,000-549,999	30	26	15.4	57	40	42.5
550,000-599,999	40	114	-64.9	103	167	-38.3	550,000-599,999	29	24	20.8	50	44	13.6
600,000-649,999	25	68	-63.2	71	86	-17.4	600,000-649,999	17	11	54.5	37	23	60.9
650,000-699,999	43	72	-40.3	100	101	-1.0	650,000-699,999	25	7	257.1	53	15	253.3
700,000-749,999	32	35	-8.6	61	50	22.0	700,000-749,999	12	5	140.0	25	9	177.8
750,000-799,999	31	72	-56.9	63	94	-33.0	750,000-799,999	13	2	550.0	22	12	83.3
800,000-849,999	9	18	-50.0	30	25	20.0	800,000-849,999	6	4	50.0	13	5	160.0
850,000-899,999	28	46	-39.1	53	62	-14.5	850,000-899,999	10	6	66.7	11	13	-15.4
900,000-949,999	5	14	-64.3	18	23	-21.7	900,000-949,999	5	2	150.0	8	6	33.3
950,000-999,999	12	52	-76.9	38	61	-37.7	950,000-999,999	9	1	800.0	15	6	150.0
1,000,000-1,099,999	8	10	-20.0	11	15	-26.7	1,000,000-1,099,999	1	2	-50.0	4	2	100.0
1,100,000-1,199,999	20	34	-41.2	34	45	-24.4	1,100,000-1,199,999	6	4	50.0	13	6	116.7
1,200,000-1,299,999	32	27	18.5	51	40	27.5	1,200,000-1,299,999	6	5	20.0	16	8	100.0
1,300,000-1,399,999	17	16	6.3	30	25	20.0	1,300,000-1,399,999	7	4	75.0	11	5	120.0
1,400,000-1,499,999	15	21	-28.6	33	28	17.9	1,400,000-1,499,999	7	1	600.0	11	4	175.0
1,500,000-1,599,999	10	19	-47.4	20	23	-13.0	1,500,000-1,599,999	3	1	200.0	6	3	100.0
1,600,000-1,699,999	5	17	-70.6	12	24	-50.0	1,600,000-1,699,999	1	3	-66.7	1	5	-80.0
1,700,000-1,799,999	13	19	-31.6	20	19	5.3	1,700,000-1,799,999	2	0	N/A	4	0	N/A
1,800,000-1,899,999	10	10	0.0	13	12	8.3	1,800,000-1,899,999	2	0	N/A	4	0	N/A
1,900,000-1,999,999	8	16	-50.0	13	20	-35.0	1,900,000-1,999,999	1	2	-50.0	1	4	-75.0
2,000,000-2,249,999	9	18	-50.0	19	25	-24.0	2,000,000-2,249,999	4	1	300.0	6	1	500.0
2,250,000-2,499,999	16	21	-23.8	28	25	12.0	2,250,000-2,499,999	6	1	500.0	9	2	350.0
2,500,000-2,749,999	11	13	-15.4	18	17	5.9	2,500,000-2,749,999	2	0	N/A	6	2	200.0
2,750,000-2,999,999	13	16	-18.7	20	20	0.0	2,750,000-2,999,999	3	1	200.0	5	2	150.0
3,000,000-3,249,999	5	0	N/A	8	1	700.0	3,000,000-3,249,999	3	0	N/A	4	0	N/A
3,250,000-3,499,999	6	8	-25.0	12	11	9.1	3,250,000-3,499,999	4	0	N/A	4	0	N/A
3,500,000-3,749,999	3	3	0.0	7	5	40.0	3,500,000-3,749,999	4	0	N/A	5	1	400.0
3,750,000-3,999,999	6	11	-45.5	7	11	-36.4	3,750,000-3,999,999	0	0	0.0	2	0	N/A
4,000,000-4,249,999	3	1	200.0	3	3	0.0	4,000,000-4,249,999	0	1	-100.0	1	1	0.0
4,250,000-4,499,999	1	6	-83.3	2	7	-71.4	4,250,000-4,499,999	0	0	0.0	0	0	0.0
4,500,000-4,749,999	3	5	-40.0	5	5	0.0	4,500,000-4,749,999	1	0	N/A	1	0	N/A
4,750,000-4,999,999	4	6	-33.3	4	7	-42.9	4,750,000-4,999,999	0	1	-100.0	0	3	-100.0
5,000,000+	21	25	-16.0	33	31	6.5	5,000,000+	4	5	-20.0	7	6	16.7
Totals	1178	2792	-57.8	2821	4459	-36.7	Totals	694	741	-6.3	1365	1490	-8.4

All information is subject to change, is deemed reliable but is not guaranteed, and should be independently verified. The information being provided is for consumers' personal, non-commercial use and may not be used for any other purpose other than to identify prospective properties consumers may be interested in purchasing. © 2021 Montana Regional MLS, LLC and FBS. All Rights Reserved. Prepared by Casey Robinson, GRI,BA,CRS,SFR on Tuesday, March 02, 2021 10:40 AM.