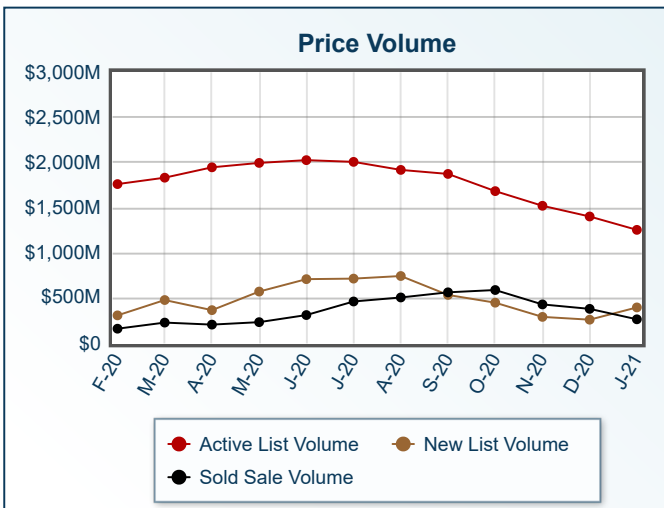
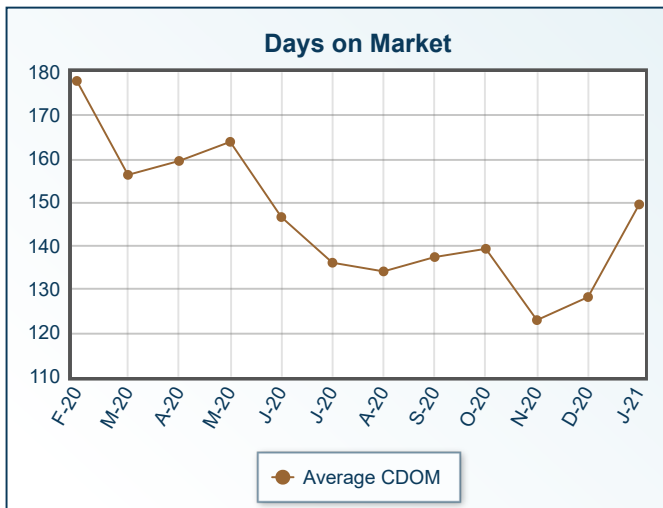
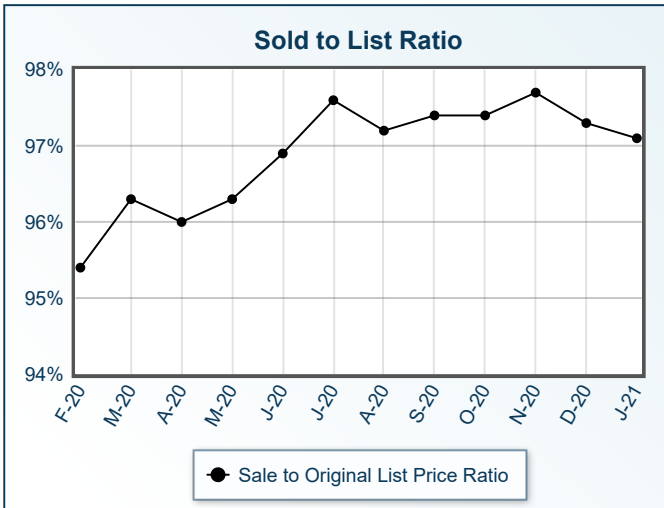
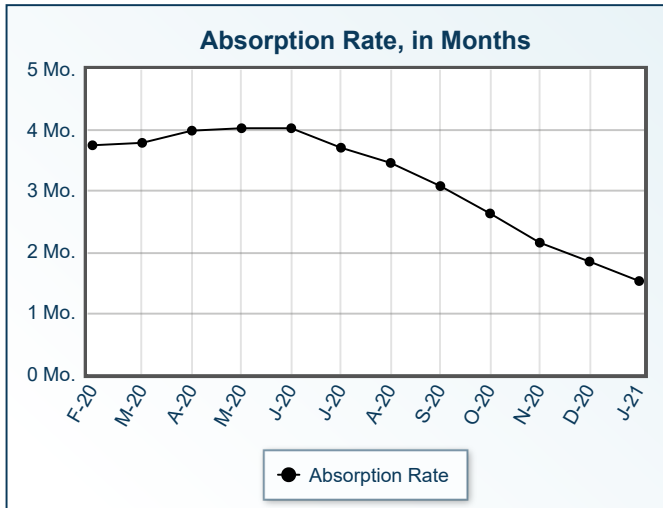
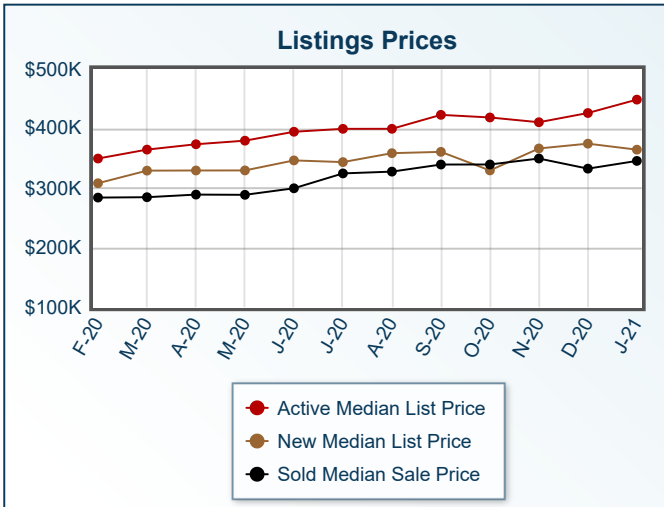
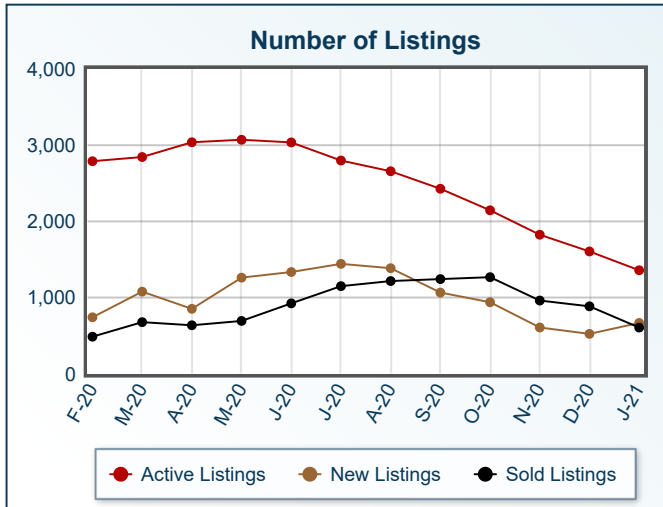


# Market Summary

Residential, January 2021



Summary Statistics						
	Jan-21	Jan-20	% Chg	2021 YTD	2020 YTD	% Chg
Absorption Rate	1.53	3.98	-61.56	1.53	3.98	-61.56
Average List Price	\$924,562	\$632,256	46.23	\$781,582	\$588,293	32.86
Median List Price	\$449,000	\$350,000	28.29	\$399,900	\$339,900	17.65
Average Sale Price	\$440,949	\$330,174	33.55	\$440,949	\$330,174	33.55
Median Sale Price	\$346,000	\$277,250	24.80	\$346,000	\$277,250	24.80
Average CDOM	149	173	-13.87	149	173	-13.87
Median CDOM	86	111	-22.52	89	119	-25.21

Sold Listings	This Month			Year to Date		
	2021	2020	% Chg	2021	2020	% Chg
	0-99,999	23	33	-30.3	23	33
100,000-149,999	27	38	-28.9	27	38	-28.9
150,000-199,999	48	70	-31.4	48	70	-31.4
200,000-249,999	64	68	-5.9	64	68	-5.9
250,000-299,999	81	90	-10.0	81	90	-10.0
300,000-349,999	64	69	-7.2	64	69	-7.2
350,000-399,999	65	52	25.0	65	52	25.0
400,000-449,999	58	18	222.2	58	18	222.2
450,000-499,999	28	20	40.0	28	20	40.0
500,000-549,999	14	7	100.0	14	7	100.0
550,000-599,999	24	7	242.9	24	7	242.9
600,000-649,999	14	3	366.7	14	3	366.7
650,000-699,999	23	5	360.0	23	5	360.0
700,000-749,999	8	5	60.0	8	5	60.0
750,000-799,999	9	5	80.0	9	5	80.0
800,000-849,999	8	1	700.0	8	1	700.0
850,000-899,999	6	5	20.0	6	5	20.0
900,000-949,999	2	1	100.0	2	1	100.0
950,000-999,999	5	2	150.0	5	2	150.0
1,000,000-1,099,999	6	2	200.0	6	2	200.0
1,100,000-1,199,999	6	5	20.0	6	5	20.0
1,200,000-1,299,999	2	0	N/A	2	0	N/A
1,300,000-1,399,999	4	4	0.0	4	4	0.0
1,400,000-1,499,999	3	0	N/A	3	0	N/A
1,500,000-1,599,999	1	0	N/A	1	0	N/A
1,600,000-1,699,999	1	0	N/A	1	0	N/A
1,700,000-1,799,999	4	1	300.0	4	1	300.0
1,800,000-1,899,999	1	0	N/A	1	0	N/A
1,900,000-1,999,999	0	0	0.0	0	0	0.0
2,000,000-2,249,999	1	0	N/A	1	0	N/A
2,250,000-2,499,999	1	1	0.0	1	1	0.0
2,500,000-2,749,999	2	1	100.0	2	1	100.0
2,750,000-2,999,999	2	0	N/A	2	0	N/A
3,000,000-3,249,999	0	0	0.0	0	0	0.0
3,250,000-3,499,999	0	0	0.0	0	0	0.0
3,500,000-3,749,999	0	1	-100.0	0	1	-100.0
3,750,000-3,999,999	0	0	0.0	0	0	0.0
4,000,000-4,249,999	0	0	0.0	0	0	0.0
4,250,000-4,499,999	0	0	0.0	0	0	0.0
4,500,000-4,749,999	0	0	0.0	0	0	0.0
4,750,000-4,999,999	0	0	0.0	0	0	0.0
5,000,000+	1	0	N/A	1	0	N/A
Totals	606	514	17.9	606	514	17.9

Pending Listings	This Month			Year to Date		
	2021	2020	% Chg	2021	2020	% Chg
	0-99,999	22	25	-12.0	22	25
100,000-149,999	38	47	-19.1	38	47	-19.1
150,000-199,999	79	78	1.3	79	78	1.3
200,000-249,999	58	107	-45.8	58	107	-45.8
250,000-299,999	114	104	9.6	114	104	9.6
300,000-349,999	104	89	16.9	104	89	16.9
350,000-399,999	83	76	9.2	83	76	9.2
400,000-449,999	52	38	36.8	52	38	36.8
450,000-499,999	57	26	119.2	57	26	119.2
500,000-549,999	30	14	114.3	30	14	114.3
550,000-599,999	33	18	83.3	33	18	83.3
600,000-649,999	22	6	266.7	22	6	266.7
650,000-699,999	20	10	100.0	20	10	100.0
700,000-749,999	20	6	233.3	20	6	233.3
750,000-799,999	15	5	200.0	15	5	200.0
800,000-849,999	12	1	1100.0	12	1	1100.0
850,000-899,999	8	4	100.0	8	4	100.0
900,000-949,999	6	2	200.0	6	2	200.0
950,000-999,999	8	2	300.0	8	2	300.0
1,000,000-1,099,999	4	1	300.0	4	1	300.0
1,100,000-1,199,999	5	1	400.0	5	1	400.0
1,200,000-1,299,999	8	1	700.0	8	1	700.0
1,300,000-1,399,999	8	2	300.0	8	2	300.0
1,400,000-1,499,999	7	3	133.3	7	3	133.3
1,500,000-1,599,999	2	1	100.0	2	1	100.0
1,600,000-1,699,999	1	0	N/A	1	0	N/A
1,700,000-1,799,999	6	0	N/A	6	0	N/A
1,800,000-1,899,999	0	0	0.0	0	0	0.0
1,900,000-1,999,999	0	1	-100.0	0	1	-100.0
2,000,000-2,249,999	6	1	500.0	6	1	500.0
2,250,000-2,499,999	2	0	N/A	2	0	N/A
2,500,000-2,749,999	2	1	100.0	2	1	100.0
2,750,000-2,999,999	1	1	0.0	1	1	0.0
3,000,000-3,249,999	1	0	N/A	1	0	N/A
3,250,000-3,499,999	2	0	N/A	2	0	N/A
3,500,000-3,749,999	0	1	-100.0	0	1	-100.0
3,750,000-3,999,999	0	0	0.0	0	0	0.0
4,000,000-4,249,999	0	0	0.0	0	0	0.0
4,250,000-4,499,999	0	0	0.0	0	0	0.0
4,500,000-4,749,999	1	0	N/A	1	0	N/A
4,750,000-4,999,999	0	0	0.0	0	0	0.0
5,000,000+	4	0	N/A	4	0	N/A
Totals	841	672	25.1	841	672	25.1

Active Listings	This Month			Year to Date			New Listings	This Month			Year to Date		
	2021	2020	% Chg	2021	2020	% Chg		2021	2020	% Chg	2021	2020	% Chg
	0-99,999	54	157	-65.6	69	183		-62.3	0-99,999	12	31	-61.3	12
100,000-149,999	71	179	-60.3	106	227	-53.3	100,000-149,999	35	48	-27.1	35	48	-27.1
150,000-199,999	88	254	-65.4	157	347	-54.8	150,000-199,999	64	90	-28.9	64	90	-28.9
200,000-249,999	74	259	-71.4	123	385	-68.1	200,000-249,999	49	123	-60.2	49	123	-60.2
250,000-299,999	135	340	-60.3	232	454	-48.9	250,000-299,999	81	113	-28.3	81	113	-28.3
300,000-349,999	97	268	-63.8	182	359	-49.3	300,000-349,999	71	83	-14.5	71	83	-14.5
350,000-399,999	96	247	-61.1	183	337	-45.7	350,000-399,999	79	88	-10.2	79	88	-10.2
400,000-449,999	72	158	-54.4	129	190	-32.1	400,000-449,999	44	33	33.3	44	33	33.3
450,000-499,999	73	127	-42.5	121	168	-28.0	450,000-499,999	46	32	43.8	46	32	43.8
500,000-549,999	41	59	-30.5	64	74	-13.5	500,000-549,999	25	14	78.6	25	14	78.6
550,000-599,999	47	113	-58.4	75	143	-47.6	550,000-599,999	22	20	10.0	22	20	10.0
600,000-649,999	31	63	-50.8	53	75	-29.3	600,000-649,999	19	12	58.3	19	12	58.3
650,000-699,999	54	85	-36.5	72	94	-23.4	650,000-699,999	27	8	237.5	27	8	237.5
700,000-749,999	32	41	-22.0	48	45	6.7	700,000-749,999	15	4	275.0	15	4	275.0
750,000-799,999	37	80	-53.7	50	92	-45.7	750,000-799,999	8	10	-20.0	8	10	-20.0
800,000-849,999	20	19	5.3	25	21	19.0	800,000-849,999	8	1	700.0	8	1	700.0
850,000-899,999	28	48	-41.7	37	55	-32.7	850,000-899,999	0	7	-100.0	0	7	-100.0
900,000-949,999	9	16	-43.7	14	21	-33.3	900,000-949,999	3	4	-25.0	3	4	-25.0
950,000-999,999	21	56	-62.5	29	61	-52.5	950,000-999,999	5	5	0.0	5	5	0.0
1,000,000-1,099,999	8	13	-38.5	10	13	-23.1	1,000,000-1,099,999	4	0	N/A	4	0	N/A
1,100,000-1,199,999	23	38	-39.5	27	41	-34.1	1,100,000-1,199,999	7	2	250.0	7	2	250.0
1,200,000-1,299,999	31	31	0.0	43	35	22.9	1,200,000-1,299,999	9	3	200.0	9	3	200.0
1,300,000-1,399,999	15	18	-16.7	24	21	14.3	1,300,000-1,399,999	4	1	300.0	4	1	300.0
1,400,000-1,499,999	21	23	-8.7	24	27	-11.1	1,400,000-1,499,999	3	3	0.0	3	3	0.0
1,500,000-1,599,999	15	20	-25.0	18	22	-18.2	1,500,000-1,599,999	4	2	100.0	4	2	100.0
1,600,000-1,699,999	10	18	-44.4	10	21	-52.4	1,600,000-1,699,999	0	2	-100.0	0	2	-100.0
1,700,000-1,799,999	14	19	-26.3	18	19	-5.3	1,700,000-1,799,999	1	0	N/A	1	0	N/A
1,800,000-1,899,999	11	11	0.0	12	12	0.0	1,800,000-1,899,999	3	0	N/A	3	0	N/A
1,900,000-1,999,999	12	17	-29.4	12	18	-33.3	1,900,000-1,999,999	0	2	-100.0	0	2	-100.0
2,000,000-2,249,999	13	22	-40.9	15	24	-37.5	2,000,000-2,249,999	2	0	N/A	2	0	N/A
2,250,000-2,499,999	19	23	-17.4	22	24	-8.3	2,250,000-2,499,999	3	1	200.0	3	1	200.0
2,500,000-2,749,999	16	15	6.7	16	17	-5.9	2,500,000-2,749,999	4	2	100.0	4	2	100.0
2,750,000-2,999,999	15	16	-6.2	17	19	-10.5	2,750,000-2,999,999	2	1	100.0	2	1	100.0
3,000,000-3,249,999	4	0	N/A	5	1	400.0	3,000,000-3,249,999	1	0	N/A	1	0	N/A
3,250,000-3,499,999	7	10	-30.0	8	11	-27.3	3,250,000-3,499,999	0	0	0.0	0	0	0.0
3,500,000-3,749,999	1	3	-66.7	3	5	-40.0	3,500,000-3,749,999	1	1	0.0	1	1	0.0
3,750,000-3,999,999	6	11	-45.5	7	11	-36.4	3,750,000-3,999,999	2	0	N/A	2	0	N/A
4,000,000-4,249,999	2	2	0.0	3	2	50.0	4,000,000-4,249,999	1	0	N/A	1	0	N/A
4,250,000-4,499,999	2	7	-71.4	2	7	-71.4	4,250,000-4,499,999	0	0	0.0	0	0	0.0
4,500,000-4,749,999	4	5	-20.0	4	5	-20.0	4,500,000-4,749,999	0	0	0.0	0	0	0.0
4,750,000-4,999,999	4	5	-20.0	4	6	-33.3	4,750,000-4,999,999	0	2	-100.0	0	2	-100.0
5,000,000+	26	24	8.3	29	26	11.5	5,000,000+	3	1	200.0	3	1	200.0
Totals	1359	2920	-53.5	2102	3718	-43.5	Totals	667	749	-10.9	667	749	-10.9

All information is subject to change, is deemed reliable but is not guaranteed, and should be independently verified. The information being provided is for consumers' personal, non-commercial use and may not be used for any other purpose other than to identify prospective properties consumers may be interested in purchasing. © 2021 Montana Regional MLS, LLC and FBS. All Rights Reserved. Prepared by Casey Robinson, GRI,BA,CRS,SFR on Wednesday, February 10, 2021 3:38 PM.