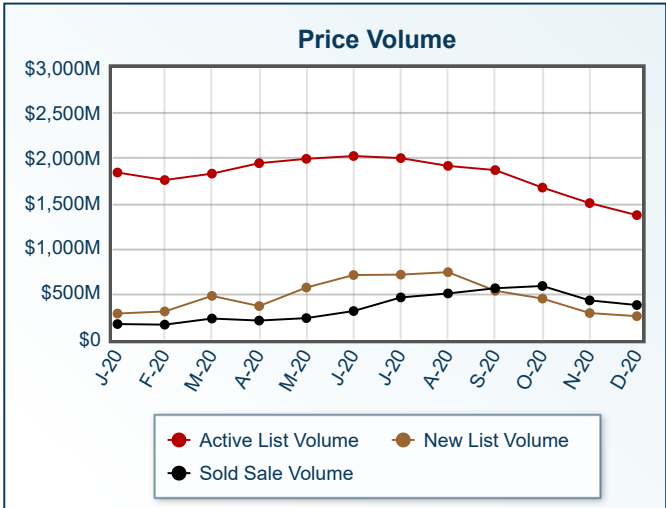
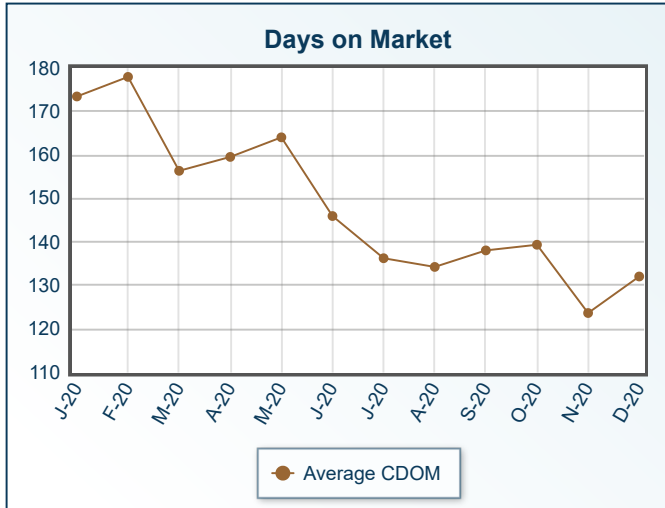
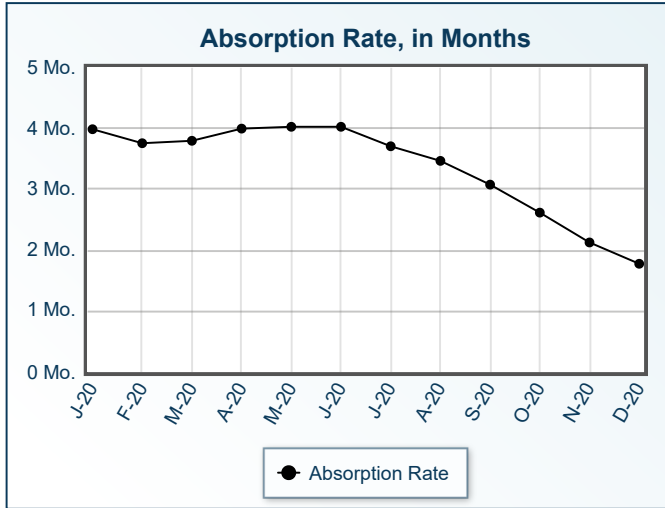
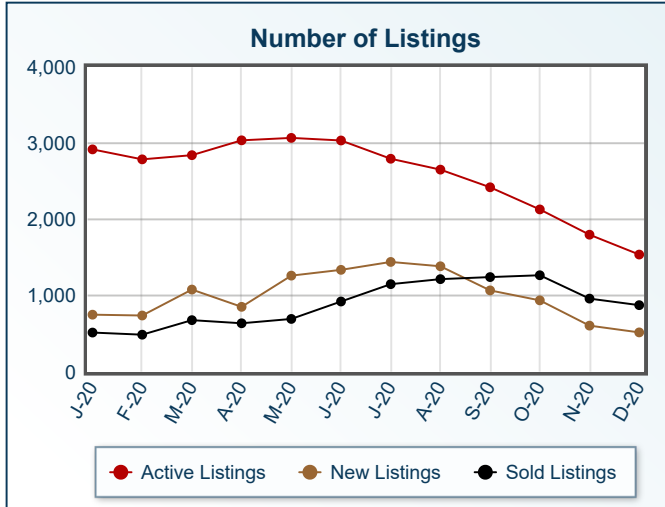


Market Summary

Residential, December 2020



Summary Statistics						
	Dec-20	Dec-19	% Chg	2020 YTD	2019 YTD	% Chg
Absorption Rate	1.78	4.53	-60.71	3.37	5.62	-40.04
Average List Price	\$893,167	\$633,598	40.97	\$510,707	\$453,010	12.74
Median List Price	\$435,000	\$359,000	21.17	\$339,900	\$309,900	9.68
Average Sale Price	\$434,685	\$319,323	36.13	\$400,665	\$327,307	22.41
Median Sale Price	\$333,500	\$278,000	19.96	\$315,739	\$282,000	11.96
Average CDOM	132	157	-15.92	144	151	-4.64
Median CDOM	73	98	-25.51	76	86	-11.63

Sold Listings	This Month			Year to Date			Pending Listings	This Month			Year to Date		
	2020	2019	% Chg	2020	2019	% Chg		2020	2019	% Chg	2020	2019	% Chg
	0-99,999	16	35	-54.3	350	428		-18.2	0-99,999	27	26	3.8	345
100,000-149,999	44	41	7.3	580	645	-10.1	100,000-149,999	32	32	0.0	571	642	-11.1
150,000-199,999	74	87	-14.9	1000	1027	-2.6	150,000-199,999	55	74	-25.7	1076	1105	-2.6
200,000-249,999	94	103	-8.7	1261	1394	-9.5	200,000-249,999	66	72	-8.3	1325	1386	-4.4
250,000-299,999	135	80	68.8	1653	1422	16.2	250,000-299,999	76	79	-3.8	1742	1562	11.5
300,000-349,999	104	92	13.0	1382	1192	15.9	300,000-349,999	71	45	57.8	1403	1179	19.0
350,000-399,999	76	57	33.3	1114	822	35.5	350,000-399,999	78	44	77.3	1276	942	35.5
400,000-449,999	67	40	67.5	769	517	48.7	400,000-449,999	43	16	168.8	779	490	59.0
450,000-499,999	61	24	154.2	578	345	67.5	450,000-499,999	43	24	79.2	681	388	75.5
500,000-549,999	42	18	133.3	366	259	41.3	500,000-549,999	17	8	112.5	337	248	35.9
550,000-599,999	33	13	153.8	315	179	76.0	550,000-599,999	32	13	146.2	404	224	80.4
600,000-649,999	29	7	314.3	244	97	151.5	600,000-649,999	13	1	1200.0	239	98	143.9
650,000-699,999	16	2	700.0	170	73	132.9	650,000-699,999	24	6	300.0	245	92	166.3
700,000-749,999	14	4	250.0	106	56	89.3	700,000-749,999	7	0	N/A	108	44	145.5
750,000-799,999	5	3	66.7	110	51	115.7	750,000-799,999	10	4	150.0	141	68	107.4
800,000-849,999	5	2	150.0	60	42	42.9	800,000-849,999	4	2	100.0	54	31	74.2
850,000-899,999	6	4	50.0	84	32	162.5	850,000-899,999	11	1	1000.0	113	47	140.4
900,000-949,999	5	2	150.0	44	27	63.0	900,000-949,999	3	2	50.0	34	23	47.8
950,000-999,999	4	4	0.0	40	18	122.2	950,000-999,999	4	1	300.0	67	35	91.4
1,000,000-1,099,999	7	1	600.0	41	24	70.8	1,000,000-1,099,999	1	1	0.0	19	17	11.8
1,100,000-1,199,999	6	2	200.0	58	26	123.1	1,100,000-1,199,999	11	1	1000.0	71	21	238.1
1,200,000-1,299,999	8	1	700.0	40	19	110.5	1,200,000-1,299,999	7	1	600.0	49	37	32.4
1,300,000-1,399,999	1	1	0.0	34	11	209.1	1,300,000-1,399,999	4	0	N/A	41	16	156.3
1,400,000-1,499,999	4	0	N/A	37	14	164.3	1,400,000-1,499,999	2	2	0.0	48	16	200.0
1,500,000-1,599,999	2	0	N/A	33	11	200.0	1,500,000-1,599,999	3	2	50.0	29	12	141.7
1,600,000-1,699,999	1	0	N/A	25	8	212.5	1,600,000-1,699,999	2	1	100.0	37	11	236.4
1,700,000-1,799,999	1	0	N/A	12	11	9.1	1,700,000-1,799,999	2	0	N/A	18	8	125.0
1,800,000-1,899,999	0	1	-100.0	10	9	11.1	1,800,000-1,899,999	2	1	100.0	14	7	100.0
1,900,000-1,999,999	0	0	0.0	10	4	150.0	1,900,000-1,999,999	2	0	N/A	20	9	122.2
2,000,000-2,249,999	6	0	N/A	24	7	242.9	2,000,000-2,249,999	0	0	0.0	23	11	109.1
2,250,000-2,499,999	2	0	N/A	22	4	450.0	2,250,000-2,499,999	3	0	N/A	27	8	237.5
2,500,000-2,749,999	1	0	N/A	11	8	37.5	2,500,000-2,749,999	1	0	N/A	19	6	216.7
2,750,000-2,999,999	2	1	100.0	11	5	120.0	2,750,000-2,999,999	1	0	N/A	18	6	200.0
3,000,000-3,249,999	1	1	0.0	8	1	700.0	3,000,000-3,249,999	0	0	0.0	3	0	N/A
3,250,000-3,499,999	0	0	0.0	4	1	300.0	3,250,000-3,499,999	0	0	0.0	11	2	450.0
3,500,000-3,749,999	0	0	0.0	4	2	100.0	3,500,000-3,749,999	0	0	0.0	5	3	66.7
3,750,000-3,999,999	0	0	0.0	2	2	0.0	3,750,000-3,999,999	0	0	0.0	7	3	133.3
4,000,000-4,249,999	0	0	0.0	3	0	N/A	4,000,000-4,249,999	0	0	0.0	1	1	0.0
4,250,000-4,499,999	0	0	0.0	1	1	0.0	4,250,000-4,499,999	0	0	0.0	2	1	100.0
4,500,000-4,749,999	0	0	0.0	3	0	N/A	4,500,000-4,749,999	0	0	0.0	4	0	N/A
4,750,000-4,999,999	0	0	0.0	5	0	N/A	4,750,000-4,999,999	0	2	-100.0	5	2	150.0
5,000,000+	2	0	N/A	14	1	1300.0	5,000,000+	1	1	0.0	16	4	300.0
Totals	874	626	39.6	10638	8795	21.0	Totals	658	462	42.4	11427	9212	24.0

Active Listings	This Month			Year to Date			New Listings	This Month			Year to Date		
	2020	2019	% Chg	2020	2019	% Chg		2020	2019	% Chg	2020	2019	% Chg
	0-99,999	58	164	-64.6	492	722		-31.9	0-99,999	16	21	-23.8	340
100,000-149,999	71	194	-63.4	749	1058	-29.2	100,000-149,999	24	31	-22.6	570	802	-28.9
150,000-199,999	95	293	-67.6	1306	1645	-20.6	150,000-199,999	39	54	-27.8	1049	1364	-23.1
200,000-249,999	98	301	-67.4	1534	1976	-22.4	200,000-249,999	43	60	-28.3	1272	1618	-21.4
250,000-299,999	163	362	-55.0	2076	2302	-9.8	250,000-299,999	58	77	-24.7	1734	1895	-8.5
300,000-349,999	118	291	-59.5	1664	1766	-5.8	300,000-349,999	59	53	11.3	1388	1430	-2.9
350,000-399,999	113	279	-59.5	1538	1533	0.3	350,000-399,999	54	35	54.3	1289	1183	9.0
400,000-449,999	85	177	-52.0	991	878	12.9	400,000-449,999	40	14	185.7	835	661	26.3
450,000-499,999	59	159	-62.9	886	761	16.4	450,000-499,999	41	17	141.2	750	581	29.1
500,000-549,999	49	74	-33.8	439	449	-2.2	500,000-549,999	17	8	112.5	379	338	12.1
550,000-599,999	66	138	-52.2	549	490	12.0	550,000-599,999	22	10	120.0	425	360	18.1
600,000-649,999	43	71	-39.4	343	241	42.3	600,000-649,999	13	7	85.7	280	159	76.1
650,000-699,999	54	99	-45.5	361	290	24.5	650,000-699,999	17	6	183.3	274	196	39.8
700,000-749,999	31	49	-36.7	182	150	21.3	700,000-749,999	8	0	N/A	142	98	44.9
750,000-799,999	49	89	-44.9	262	224	17.0	750,000-799,999	11	5	120.0	179	149	20.1
800,000-849,999	13	24	-45.8	83	89	-6.7	800,000-849,999	3	2	50.0	63	58	8.6
850,000-899,999	40	52	-23.1	207	158	31.0	850,000-899,999	2	1	100.0	160	96	66.7
900,000-949,999	13	19	-31.6	66	61	8.2	900,000-949,999	3	2	50.0	49	40	22.5
950,000-999,999	30	57	-47.4	134	155	-13.5	950,000-999,999	4	5	-20.0	77	100	-23.0
1,000,000-1,099,999	7	14	-50.0	40	38	5.3	1,000,000-1,099,999	2	1	100.0	27	27	0.0
1,100,000-1,199,999	21	42	-50.0	121	93	30.1	1,100,000-1,199,999	3	3	0.0	82	58	41.4
1,200,000-1,299,999	40	36	11.1	117	122	-4.1	1,200,000-1,299,999	4	3	33.3	85	63	34.9
1,300,000-1,399,999	18	19	-5.3	81	78	3.8	1,300,000-1,399,999	5	2	150.0	62	37	67.6
1,400,000-1,499,999	17	29	-41.4	84	69	21.7	1,400,000-1,499,999	4	2	100.0	60	38	57.9
1,500,000-1,599,999	15	24	-37.5	61	54	13.0	1,500,000-1,599,999	4	1	300.0	41	29	41.4
1,600,000-1,699,999	11	19	-42.1	64	49	30.6	1,600,000-1,699,999	2	0	N/A	45	24	87.5
1,700,000-1,799,999	14	20	-30.0	50	44	13.6	1,700,000-1,799,999	3	0	N/A	31	22	40.9
1,800,000-1,899,999	8	12	-33.3	27	33	-18.2	1,800,000-1,899,999	3	2	50.0	15	13	15.4
1,900,000-1,999,999	14	18	-22.2	50	47	6.4	1,900,000-1,999,999	2	1	100.0	34	23	47.8
2,000,000-2,249,999	16	24	-33.3	54	52	3.8	2,000,000-2,249,999	0	2	-100.0	30	28	7.1
2,250,000-2,499,999	21	23	-8.7	64	47	36.2	2,250,000-2,499,999	5	3	66.7	41	29	41.4
2,500,000-2,749,999	11	17	-35.3	44	35	25.7	2,500,000-2,749,999	1	0	N/A	29	15	93.3
2,750,000-2,999,999	17	20	-15.0	47	43	9.3	2,750,000-2,999,999	1	2	-50.0	29	24	20.8
3,000,000-3,249,999	4	1	300.0	9	6	50.0	3,000,000-3,249,999	1	0	N/A	8	4	100.0
3,250,000-3,499,999	9	11	-18.2	31	22	40.9	3,250,000-3,499,999	0	0	0.0	20	8	150.0
3,500,000-3,749,999	1	5	-80.0	9	13	-30.8	3,500,000-3,749,999	1	0	N/A	5	4	25.0
3,750,000-3,999,999	6	12	-50.0	21	22	-4.5	3,750,000-3,999,999	0	0	0.0	10	13	-23.1
4,000,000-4,249,999	3	2	50.0	7	6	16.7	4,000,000-4,249,999	0	0	0.0	5	3	66.7
4,250,000-4,499,999	1	7	-85.7	9	14	-35.7	4,250,000-4,499,999	1	0	N/A	2	9	-77.8
4,500,000-4,749,999	4	5	-20.0	10	8	25.0	4,500,000-4,749,999	0	0	0.0	5	6	-16.7
4,750,000-4,999,999	4	6	-33.3	16	12	33.3	4,750,000-4,999,999	0	0	0.0	12	5	140.0
5,000,000+	29	26	11.5	63	46	37.0	5,000,000+	0	2	-100.0	38	17	123.5
Totals	1539	3284	-53.1	14941	15901	-6.0	Totals	516	432	19.4	11971	12146	-1.4

All information is subject to change, is deemed reliable but is not guaranteed, and should be independently verified. The information being provided is for consumers' personal, non-commercial use and may not be used for any other purpose other than to identify prospective properties consumers may be interested in purchasing. © 2021 Montana Regional MLS, LLC and FBS. All Rights Reserved. Prepared by Casey Robinson, GRI on Wednesday, January 06, 2021 10:38 AM.