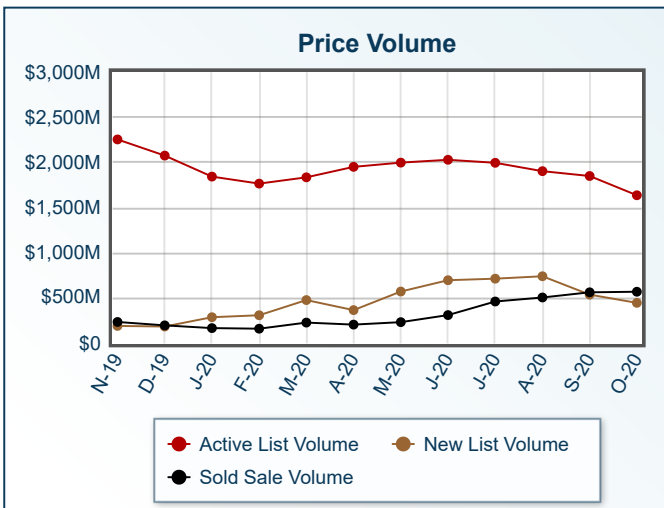
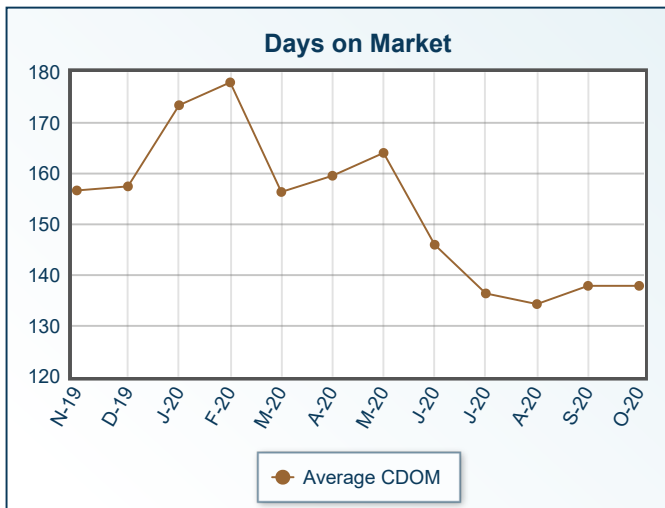
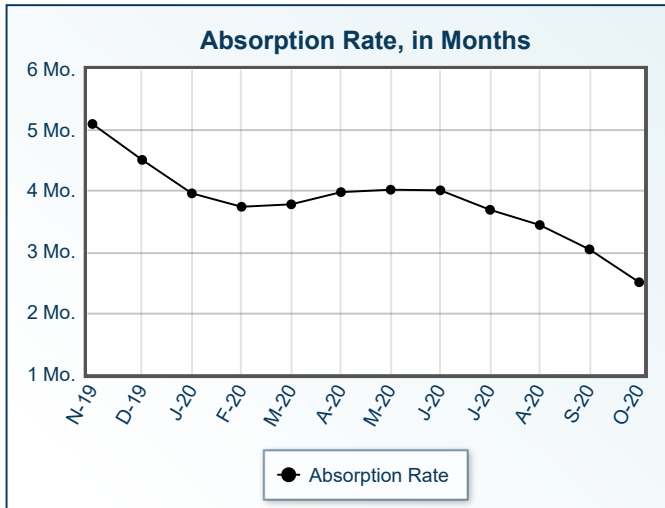
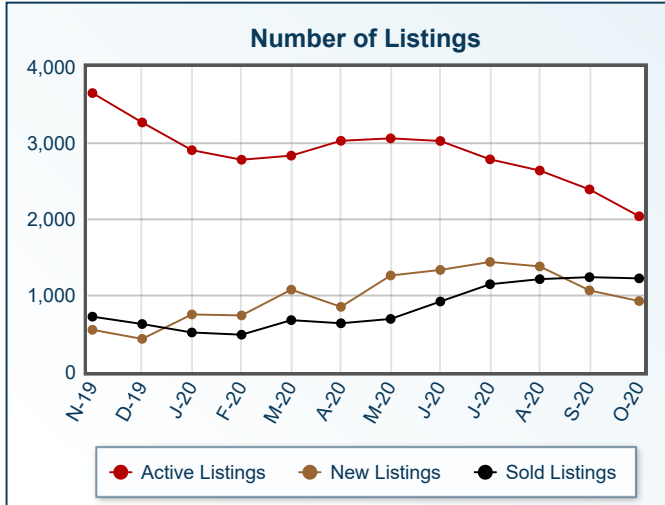


# Market Summary

Residential, October 2020



Summary Statistics						
	Oct-20	Oct-19	% Chg	2020 YTD	2019 YTD	% Chg
Absorption Rate	2.51	5.65	-55.58	3.63	5.78	-37.20
Average List Price	\$802,783	\$598,148	34.21	\$512,467	\$457,474	12.02
Median List Price	\$425,000	\$360,000	18.06	\$339,000	\$314,900	7.65
Average Sale Price	\$466,517	\$350,675	33.03	\$391,622	\$327,848	19.45
Median Sale Price	\$339,450	\$284,900	19.15	\$310,000	\$282,450	9.75
Average CDOM	137	143	-4.20	147	150	-2.00
Median CDOM	70	83	-15.66	77	83	-7.23

Sold Listings				Pending Listings									
	This Month			Year to Date			This Month			Year to Date			
	2020	2019	% Chg	2020	2019	% Chg	2020	2019	% Chg	2020	2019	% Chg	
0-99,999	29	36	-19.4	313	355	-11.8	0-99,999	24	37	-35.1	305	351	-13.1
100,000-149,999	75	60	25.0	488	541	-9.8	100,000-149,999	57	58	-1.7	510	570	-10.5
150,000-199,999	102	104	-1.9	848	857	-1.1	150,000-199,999	82	77	6.5	968	954	1.5
200,000-249,999	117	131	-10.7	1087	1182	-8.0	200,000-249,999	116	94	23.4	1208	1227	-1.5
250,000-299,999	163	145	12.4	1382	1234	12.0	250,000-299,999	143	113	26.5	1565	1391	12.5
300,000-349,999	150	104	44.2	1149	1000	14.9	300,000-349,999	131	96	36.5	1282	1055	21.5
350,000-399,999	126	87	44.8	928	705	31.6	350,000-399,999	136	78	74.4	1133	841	34.7
400,000-449,999	99	56	76.8	615	427	44.0	400,000-449,999	76	48	58.3	694	449	54.6
450,000-499,999	80	39	105.1	443	289	53.3	450,000-499,999	86	37	132.4	589	341	72.7
500,000-549,999	47	28	67.9	277	219	26.5	500,000-549,999	43	16	168.8	309	223	38.6
550,000-599,999	33	20	65.0	246	151	62.9	550,000-599,999	49	22	122.7	353	196	80.1
600,000-649,999	25	14	78.6	181	84	115.5	600,000-649,999	29	8	262.5	212	90	135.6
650,000-699,999	29	4	625.0	132	66	100.0	650,000-699,999	24	6	300.0	201	82	145.1
700,000-749,999	17	6	183.3	83	47	76.6	700,000-749,999	8	4	100.0	86	42	104.8
750,000-799,999	18	5	260.0	88	43	104.7	750,000-799,999	14	2	600.0	124	58	113.8
800,000-849,999	7	6	16.7	47	39	20.5	800,000-849,999	5	2	150.0	45	25	80.0
850,000-899,999	18	2	800.0	67	25	168.0	850,000-899,999	15	4	275.0	97	44	120.5
900,000-949,999	7	2	250.0	33	22	50.0	900,000-949,999	4	1	300.0	30	20	50.0
950,000-999,999	6	1	500.0	30	12	150.0	950,000-999,999	10	7	42.9	57	33	72.7
1,000,000-1,099,999	7	4	75.0	30	21	42.9	1,000,000-1,099,999	2	1	100.0	18	15	20.0
1,100,000-1,199,999	7	3	133.3	47	23	104.3	1,100,000-1,199,999	7	2	250.0	60	19	215.8
1,200,000-1,299,999	9	1	800.0	29	17	70.6	1,200,000-1,299,999	6	2	200.0	40	30	33.3
1,300,000-1,399,999	5	2	150.0	28	10	180.0	1,300,000-1,399,999	2	2	0.0	36	15	140.0
1,400,000-1,499,999	7	4	75.0	31	13	138.5	1,400,000-1,499,999	9	2	350.0	46	14	228.6
1,500,000-1,599,999	5	5	0.0	29	10	190.0	1,500,000-1,599,999	2	1	100.0	25	10	150.0
1,600,000-1,699,999	6	1	500.0	21	7	200.0	1,600,000-1,699,999	4	1	300.0	35	9	288.9
1,700,000-1,799,999	1	3	-66.7	9	9	0.0	1,700,000-1,799,999	5	1	400.0	17	8	112.5
1,800,000-1,899,999	2	0	N/A	7	8	-12.5	1,800,000-1,899,999	5	0	N/A	14	5	180.0
1,900,000-1,999,999	1	2	-50.0	8	3	166.7	1,900,000-1,999,999	4	0	N/A	18	9	100.0
2,000,000-2,249,999	5	0	N/A	16	7	128.6	2,000,000-2,249,999	2	0	N/A	20	10	100.0
2,250,000-2,499,999	8	0	N/A	20	4	400.0	2,250,000-2,499,999	3	0	N/A	24	8	200.0
2,500,000-2,749,999	1	3	-66.7	7	7	0.0	2,500,000-2,749,999	2	0	N/A	17	6	183.3
2,750,000-2,999,999	4	0	N/A	9	4	125.0	2,750,000-2,999,999	2	0	N/A	14	5	180.0
3,000,000-3,249,999	2	0	N/A	6	0	N/A	3,000,000-3,249,999	1	0	N/A	3	0	N/A
3,250,000-3,499,999	2	0	N/A	4	1	300.0	3,250,000-3,499,999	3	0	N/A	11	2	450.0
3,500,000-3,749,999	0	0	0.0	2	1	100.0	3,500,000-3,749,999	0	0	0.0	5	3	66.7
3,750,000-3,999,999	0	1	-100.0	2	1	100.0	3,750,000-3,999,999	0	0	0.0	6	3	100.0
4,000,000-4,249,999	1	0	N/A	2	0	N/A	4,000,000-4,249,999	1	0	N/A	1	0	N/A
4,250,000-4,499,999	1	0	N/A	1	1	0.0	4,250,000-4,499,999	0	0	0.0	2	1	100.0
4,500,000-4,749,999	1	0	N/A	3	0	N/A	4,500,000-4,749,999	0	0	0.0	4	0	N/A
4,750,000-4,999,999	0	0	0.0	5	0	N/A	4,750,000-4,999,999	0	0	0.0	4	0	N/A
5,000,000+	3	0	N/A	9	1	800.0	5,000,000+	3	0	N/A	15	3	400.0
Totals	1226	879	39.5	8762	7446	17.7	Totals	1115	722	54.4	10203	8167	24.9

Active Listings	This Month			Year to Date			New Listings	This Month			Year to Date		
	2020	2019	% Chg	2020	2019	% Chg		2020	2019	% Chg	2020	2019	% Chg
	0-99,999	81	197	-58.9	461	674		-31.6	0-99,999	30	52	-42.3	309
100,000-149,999	101	228	-55.7	694	985	-29.5	100,000-149,999	48	61	-21.3	516	730	-29.3
150,000-199,999	135	363	-62.8	1214	1528	-20.5	150,000-199,999	68	113	-39.8	957	1247	-23.3
200,000-249,999	147	362	-59.4	1441	1840	-21.7	200,000-249,999	97	120	-19.2	1176	1481	-20.6
250,000-299,999	221	444	-50.2	1924	2112	-8.9	250,000-299,999	142	117	21.4	1591	1706	-6.7
300,000-349,999	135	367	-63.2	1542	1649	-6.5	300,000-349,999	123	94	30.9	1265	1313	-3.7
350,000-399,999	153	349	-56.2	1404	1441	-2.6	350,000-399,999	97	83	16.9	1155	1091	5.9
400,000-449,999	107	235	-54.5	905	842	7.5	400,000-449,999	56	47	19.1	749	625	19.8
450,000-499,999	119	217	-45.2	806	723	11.5	450,000-499,999	64	37	73.0	669	543	23.2
500,000-549,999	68	100	-32.0	413	431	-4.2	500,000-549,999	35	14	150.0	355	320	10.9
550,000-599,999	90	180	-50.0	505	470	7.4	550,000-599,999	27	31	-12.9	381	340	12.1
600,000-649,999	69	84	-17.9	324	229	41.5	600,000-649,999	19	5	280.0	261	147	77.6
650,000-699,999	64	123	-48.0	325	281	15.7	650,000-699,999	26	13	100.0	237	187	26.7
700,000-749,999	38	53	-28.3	161	142	13.4	700,000-749,999	7	6	16.7	122	91	34.1
750,000-799,999	63	97	-35.1	241	213	13.1	750,000-799,999	13	11	18.2	159	138	15.2
800,000-849,999	20	35	-42.9	75	84	-10.7	800,000-849,999	5	4	25.0	55	53	3.8
850,000-899,999	52	67	-22.4	191	153	24.8	850,000-899,999	9	3	200.0	144	91	58.2
900,000-949,999	14	22	-36.4	60	57	5.3	900,000-949,999	3	1	200.0	43	36	19.4
950,000-999,999	36	71	-49.3	124	145	-14.5	950,000-999,999	7	7	0.0	67	90	-25.6
1,000,000-1,099,999	13	16	-18.7	39	35	11.4	1,000,000-1,099,999	0	1	-100.0	26	24	8.3
1,100,000-1,199,999	24	47	-48.9	110	88	25.0	1,100,000-1,199,999	1	7	-85.7	71	53	34.0
1,200,000-1,299,999	35	49	-28.6	103	116	-11.2	1,200,000-1,299,999	8	2	300.0	71	57	24.6
1,300,000-1,399,999	19	30	-36.7	72	76	-5.3	1,300,000-1,399,999	5	1	400.0	53	35	51.4
1,400,000-1,499,999	22	33	-33.3	79	67	17.9	1,400,000-1,499,999	7	3	133.3	55	36	52.8
1,500,000-1,599,999	18	25	-28.0	54	50	8.0	1,500,000-1,599,999	3	3	0.0	34	25	36.0
1,600,000-1,699,999	13	22	-40.9	60	48	25.0	1,600,000-1,699,999	2	3	-33.3	41	23	78.3
1,700,000-1,799,999	18	23	-21.7	46	44	4.5	1,700,000-1,799,999	4	2	100.0	27	22	22.7
1,800,000-1,899,999	7	14	-50.0	23	30	-23.3	1,800,000-1,899,999	1	0	N/A	11	10	10.0
1,900,000-1,999,999	17	18	-5.6	46	46	0.0	1,900,000-1,999,999	3	3	0.0	30	22	36.4
2,000,000-2,249,999	14	27	-48.1	49	50	-2.0	2,000,000-2,249,999	2	2	0.0	25	26	-3.8
2,250,000-2,499,999	16	18	-11.1	54	42	28.6	2,250,000-2,499,999	0	0	0.0	31	24	29.2
2,500,000-2,749,999	20	18	11.1	44	35	25.7	2,500,000-2,749,999	2	2	0.0	29	15	93.3
2,750,000-2,999,999	21	19	10.5	46	40	15.0	2,750,000-2,999,999	1	1	0.0	28	21	33.3
3,000,000-3,249,999	2	2	0.0	7	6	16.7	3,000,000-3,249,999	1	0	N/A	6	4	50.0
3,250,000-3,499,999	16	10	60.0	32	22	45.5	3,250,000-3,499,999	3	3	0.0	21	8	162.5
3,500,000-3,749,999	1	4	-75.0	8	13	-38.5	3,500,000-3,749,999	0	2	-100.0	4	4	0.0
3,750,000-3,999,999	8	12	-33.3	19	21	-9.5	3,750,000-3,999,999	1	0	N/A	9	13	-30.8
4,000,000-4,249,999	2	4	-50.0	6	6	0.0	4,000,000-4,249,999	0	1	-100.0	4	3	33.3
4,250,000-4,499,999	2	9	-77.8	9	15	-40.0	4,250,000-4,499,999	0	0	0.0	1	9	-88.9
4,500,000-4,749,999	4	4	0.0	10	7	42.9	4,500,000-4,749,999	0	1	-100.0	5	5	0.0
4,750,000-4,999,999	5	7	-28.6	15	12	25.0	4,750,000-4,999,999	1	1	0.0	11	5	120.0
5,000,000+	32	26	23.1	64	44	45.5	5,000,000+	7	0	N/A	39	15	160.0
<b>Totals</b>	<b>2042</b>	<b>4031</b>	<b>-49.3</b>	<b>13805</b>	<b>14912</b>	<b>-7.4</b>	<b>Totals</b>	<b>928</b>	<b>857</b>	<b>8.3</b>	<b>10843</b>	<b>11159</b>	<b>-2.8</b>

All information is subject to change, is deemed reliable but is not guaranteed, and should be independently verified. The information being provided is for consumers' personal, non-commercial use and may not be used for any other purpose other than to identify prospective properties consumers may be interested in purchasing. © 2020 Montana Regional MLS, LLC and FBS. All Rights Reserved. Prepared by Casey Robinson, GRI on Monday, November 02, 2020 2:16 PM.