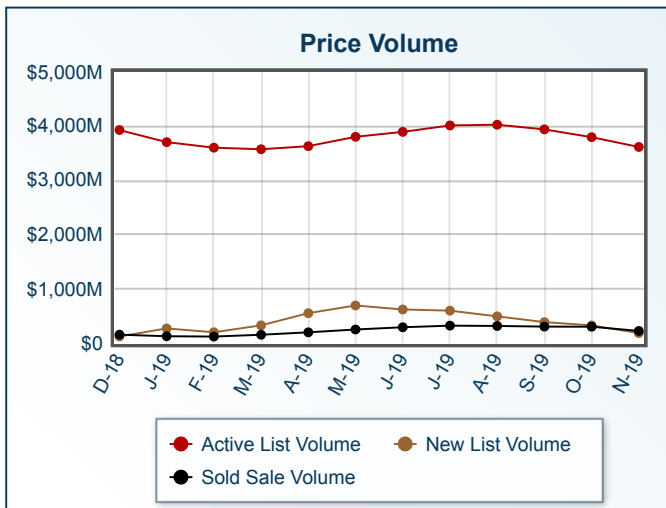
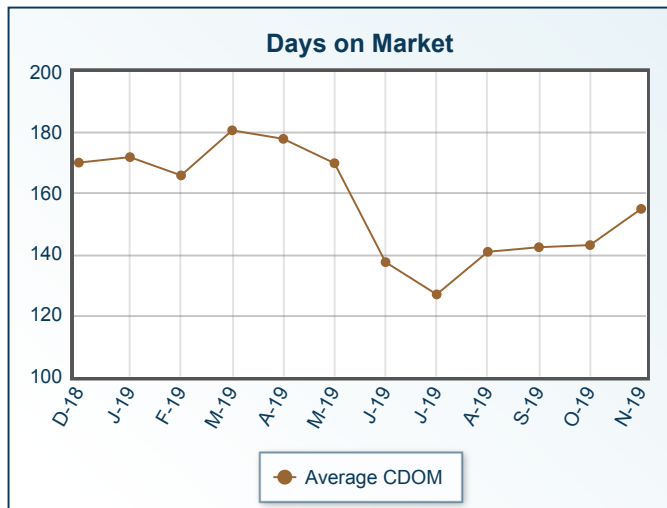
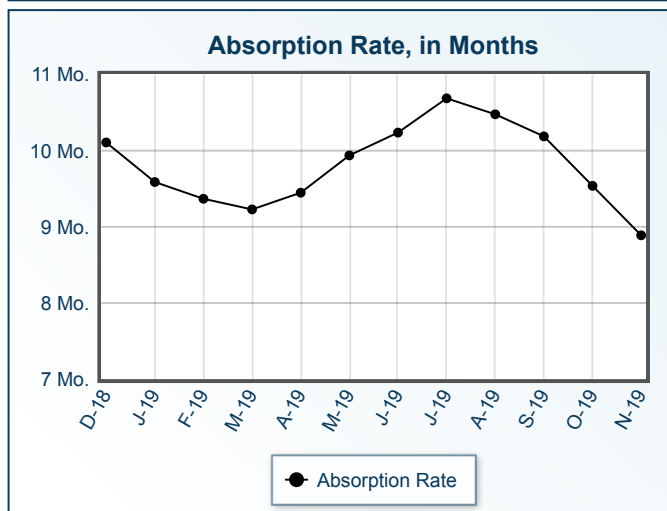
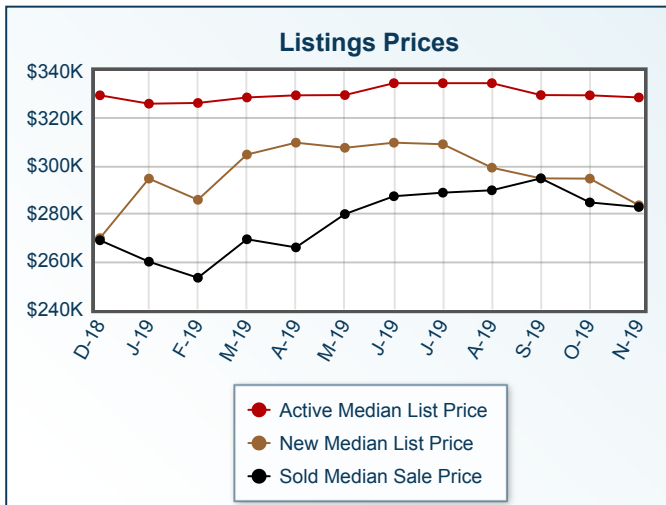
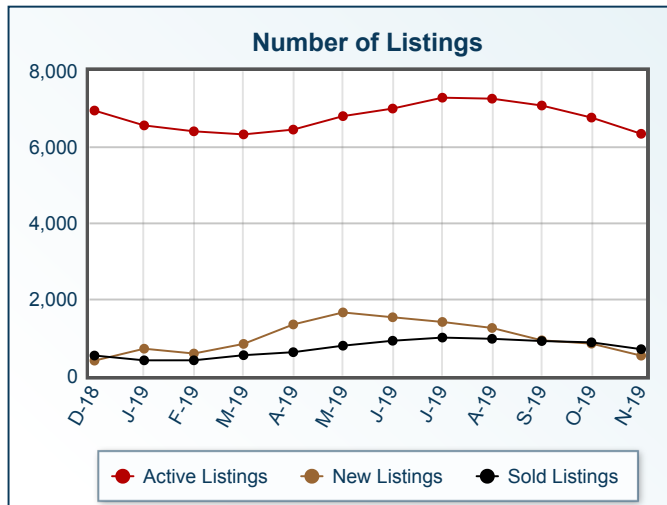


Market Summary

Residential, November 2019



Summary Statistics						
	Nov-19	Nov-18	% Chg	2019 YTD	2018 YTD	% Chg
Absorption Rate	8.89	10.67	-16.68	9.78	10.38	-5.78
Average List Price	\$569,704	\$560,531	1.64	\$463,124	\$464,161	-0.22
Median List Price	\$329,000	\$330,000	-0.30	\$309,000	\$299,000	3.34
Average Sale Price	\$330,310	\$346,163	-4.58	\$329,104	\$303,237	8.53
Median Sale Price	\$282,975	\$260,500	8.63	\$282,500	\$259,000	9.07
Average CDOM	155	149	4.03	151	153	-1.31
Median CDOM	97	98	-1.02	85	84	1.19

	Sold Listings			Pending Listings									
	This Month			Year to Date									
	2019	2018	% Chg	2019	2018	% Chg							
0-99,999	36	34	5.9	393	510	-22.9	0-99,999	35	30	16.7	391	475	-17.7
100,000-149,999	62	61	1.6	602	657	-8.4	100,000-149,999	50	40	25.0	621	683	-9.1
150,000-199,999	79	85	-7.1	929	1053	-11.8	150,000-199,999	90	66	36.4	1048	1118	-6.3
200,000-249,999	106	103	2.9	1283	1369	-6.3	200,000-249,999	90	62	45.2	1323	1396	-5.2
250,000-299,999	102	102	0.0	1334	1302	2.5	250,000-299,999	104	77	35.1	1503	1378	9.1
300,000-349,999	95	64	48.4	1090	859	26.9	300,000-349,999	83	77	7.8	1142	927	23.2
350,000-399,999	59	52	13.5	761	641	18.7	350,000-399,999	61	45	35.6	904	703	28.6
400,000-449,999	48	30	60.0	475	374	27.0	400,000-449,999	30	27	11.1	481	385	24.9
450,000-499,999	32	21	52.4	319	255	25.1	450,000-499,999	28	20	40.0	373	303	23.1
500,000-549,999	20	9	122.2	239	158	51.3	500,000-549,999	18	9	100.0	247	162	52.5
550,000-599,999	14	12	16.7	166	118	40.7	550,000-599,999	18	5	260.0	219	147	49.0
600,000-649,999	6	9	-33.3	90	77	16.9	600,000-649,999	7	9	-22.2	101	66	53.0
650,000-699,999	5	10	-50.0	71	73	-2.7	650,000-699,999	4	5	-20.0	93	102	-8.8
700,000-749,999	5	6	-16.7	52	34	52.9	700,000-749,999	2	2	0.0	44	29	51.7
750,000-799,999	5	5	0.0	48	40	20.0	750,000-799,999	7	5	40.0	70	60	16.7
800,000-849,999	0	4	-100.0	39	15	160.0	800,000-849,999	5	1	400.0	30	11	172.7
850,000-899,999	3	0	N/A	28	17	64.7	850,000-899,999	2	4	-50.0	46	25	84.0
900,000-949,999	4	1	300.0	26	13	100.0	900,000-949,999	1	0	N/A	22	9	144.4
950,000-999,999	2	0	N/A	14	12	16.7	950,000-999,999	2	2	0.0	36	26	38.5
1,000,000-1,099,999	2	2	0.0	23	18	27.8	1,000,000-1,099,999	1	0	N/A	16	11	45.5
1,100,000-1,199,999	1	3	-66.7	23	12	91.7	1,100,000-1,199,999	1	4	-75.0	21	24	-12.5
1,200,000-1,299,999	1	1	0.0	18	14	28.6	1,200,000-1,299,999	5	0	N/A	36	12	200.0
1,300,000-1,399,999	0	2	-100.0	10	16	-37.5	1,300,000-1,399,999	1	2	-50.0	16	11	45.5
1,400,000-1,499,999	1	3	-66.7	14	5	180.0	1,400,000-1,499,999	0	0	0.0	16	14	14.3
1,500,000-1,599,999	1	2	-50.0	11	9	22.2	1,500,000-1,599,999	0	1	-100.0	11	11	0.0
1,600,000-1,699,999	1	0	N/A	8	9	-11.1	1,600,000-1,699,999	1	0	N/A	10	13	-23.1
1,700,000-1,799,999	2	0	N/A	11	5	120.0	1,700,000-1,799,999	0	0	0.0	8	6	33.3
1,800,000-1,899,999	0	0	0.0	8	6	33.3	1,800,000-1,899,999	1	0	N/A	6	6	0.0
1,900,000-1,999,999	1	0	N/A	4	0	N/A	1,900,000-1,999,999	0	2	-100.0	11	10	10.0
2,000,000-2,249,999	0	1	-100.0	7	9	-22.2	2,000,000-2,249,999	1	1	0.0	12	3	300.0
2,250,000-2,499,999	0	0	0.0	4	3	33.3	2,250,000-2,499,999	0	0	0.0	8	10	-20.0
2,500,000-2,749,999	1	0	N/A	8	5	60.0	2,500,000-2,749,999	0	1	-100.0	6	2	200.0
2,750,000-2,999,999	0	0	0.0	4	1	300.0	2,750,000-2,999,999	1	0	N/A	6	7	-14.3
3,000,000-3,249,999	0	0	0.0	0	1	-100.0	3,000,000-3,249,999	0	0	0.0	1	1	0.0
3,250,000-3,499,999	0	2	-100.0	1	2	-50.0	3,250,000-3,499,999	0	0	0.0	2	2	0.0
3,500,000-3,749,999	1	0	N/A	2	1	100.0	3,500,000-3,749,999	0	0	0.0	3	0	N/A
3,750,000-3,999,999	1	0	N/A	2	1	100.0	3,750,000-3,999,999	0	1	-100.0	3	6	-50.0
4,000,000-4,249,999	0	0	0.0	0	0	0.0	4,000,000-4,249,999	1	0	N/A	1	0	N/A
4,250,000-4,499,999	0	0	0.0	1	0	N/A	4,250,000-4,499,999	0	0	0.0	1	0	N/A
4,500,000-4,749,999	0	0	0.0	0	1	-100.0	4,500,000-4,749,999	0	0	0.0	0	3	-100.0
4,750,000-4,999,999	0	0	0.0	0	1	-100.0	4,750,000-4,999,999	0	0	0.0	0	0	0.0
5,000,000+	0	2	-100.0	2	3	-33.3	5,000,000+	0	1	-100.0	5	7	-28.6
Totals	696	626	11.2	8120	7699	5.5	Totals	650	499	30.3	8893	8164	8.9

Active Listings	This Month			Year to Date			New Listings	This Month			Year to Date		
	2019	2018	% Chg	2019	2018	% Chg		2019	2018	% Chg	2019	2018	% Chg
	0-99,999	263	327	-19.6	786	998		-21.2	0-99,999	27	44	-38.6	478
100,000-149,999	434	520	-16.5	1249	1399	-10.7	100,000-149,999	40	51	-21.6	761	900	-15.4
150,000-199,999	755	787	-4.1	2021	2199	-8.1	150,000-199,999	57	91	-37.4	1303	1385	-5.9
200,000-249,999	678	792	-14.4	2271	2552	-11.0	200,000-249,999	76	94	-19.1	1552	1811	-14.3
250,000-299,999	771	896	-14.0	2596	2676	-3.0	250,000-299,999	90	80	12.5	1794	1851	-3.1
300,000-349,999	562	637	-11.8	1941	1840	5.5	300,000-349,999	63	68	-7.4	1382	1319	4.8
350,000-399,999	526	632	-16.8	1691	1669	1.3	350,000-399,999	58	57	1.8	1136	1161	-2.2
400,000-449,999	304	389	-21.9	972	957	1.6	400,000-449,999	19	20	-5.0	646	669	-3.4
450,000-499,999	293	346	-15.3	851	844	0.8	450,000-499,999	20	15	33.3	556	530	4.9
500,000-549,999	156	216	-27.8	516	464	11.2	500,000-549,999	12	9	33.3	333	299	11.4
550,000-599,999	223	240	-7.1	552	525	5.1	550,000-599,999	11	23	-52.2	344	317	8.5
600,000-649,999	117	139	-15.8	277	273	1.5	600,000-649,999	6	12	-50.0	158	170	-7.1
650,000-699,999	161	180	-10.6	348	392	-11.2	650,000-699,999	2	11	-81.8	186	196	-5.1
700,000-749,999	74	86	-14.0	167	157	6.4	700,000-749,999	8	6	33.3	99	91	8.8
750,000-799,999	125	122	2.5	252	243	3.7	750,000-799,999	6	3	100.0	139	147	-5.4
800,000-849,999	60	56	7.1	114	101	12.9	800,000-849,999	3	5	-40.0	64	50	28.0
850,000-899,999	93	113	-17.7	189	176	7.4	850,000-899,999	4	3	33.3	94	90	4.4
900,000-949,999	38	43	-11.6	81	72	12.5	900,000-949,999	2	3	-33.3	43	31	38.7
950,000-999,999	88	100	-12.0	178	175	1.7	950,000-999,999	6	2	200.0	91	91	0.0
1,000,000-1,099,999	22	17	29.4	42	42	0.0	1,000,000-1,099,999	1	1	0.0	26	19	36.8
1,100,000-1,199,999	64	64	0.0	112	122	-8.2	1,100,000-1,199,999	3	5	-40.0	55	64	-14.1
1,200,000-1,299,999	74	95	-22.1	151	147	2.7	1,200,000-1,299,999	3	5	-40.0	61	64	-4.7
1,300,000-1,399,999	39	69	-43.5	96	99	-3.0	1,300,000-1,399,999	0	1	-100.0	36	47	-23.4
1,400,000-1,499,999	44	53	-17.0	84	84	0.0	1,400,000-1,499,999	0	2	-100.0	39	34	14.7
1,500,000-1,599,999	36	40	-10.0	65	68	-4.4	1,500,000-1,599,999	3	1	200.0	24	27	-11.1
1,600,000-1,699,999	28	34	-17.6	53	70	-24.3	1,600,000-1,699,999	0	1	-100.0	22	32	-31.2
1,700,000-1,799,999	28	35	-20.0	52	63	-17.5	1,700,000-1,799,999	0	0	0.0	21	25	-16.0
1,800,000-1,899,999	27	36	-25.0	44	53	-17.0	1,800,000-1,899,999	1	0	N/A	12	26	-53.8
1,900,000-1,999,999	31	43	-27.9	60	81	-25.9	1,900,000-1,999,999	0	6	-100.0	20	32	-37.5
2,000,000-2,249,999	34	35	-2.9	60	48	25.0	2,000,000-2,249,999	1	2	-50.0	27	23	17.4
2,250,000-2,499,999	29	30	-3.3	53	60	-11.7	2,250,000-2,499,999	2	0	N/A	26	25	4.0
2,500,000-2,749,999	20	22	-9.1	37	36	2.8	2,500,000-2,749,999	0	2	-100.0	14	23	-39.1
2,750,000-2,999,999	37	35	5.7	58	62	-6.5	2,750,000-2,999,999	1	0	N/A	25	24	4.2
3,000,000-3,249,999	7	5	40.0	10	8	25.0	3,000,000-3,249,999	0	0	0.0	5	4	25.0
3,250,000-3,499,999	16	19	-15.8	25	23	8.7	3,250,000-3,499,999	0	0	0.0	6	10	-40.0
3,500,000-3,749,999	8	13	-38.5	16	17	-5.9	3,500,000-3,749,999	0	0	0.0	4	4	0.0
3,750,000-3,999,999	11	11	0.0	21	24	-12.5	3,750,000-3,999,999	0	1	-100.0	11	9	22.2
4,000,000-4,249,999	5	5	0.0	7	5	40.0	4,000,000-4,249,999	0	0	0.0	3	2	50.0
4,250,000-4,499,999	11	13	-15.4	18	17	5.9	4,250,000-4,499,999	0	1	-100.0	7	5	40.0
4,500,000-4,749,999	7	4	75.0	10	9	11.1	4,500,000-4,749,999	1	0	N/A	7	4	75.0
4,750,000-4,999,999	12	10	20.0	16	15	6.7	4,750,000-4,999,999	0	2	-100.0	5	8	-37.5
5,000,000+	46	53	-13.2	66	81	-18.5	5,000,000+	0	0	0.0	17	27	-37.0
Totals	6357	7362	-13.7	18208	18946	-3.9	Totals	526	627	-16.1	11632	12297	-5.4

All information is subject to change, is deemed reliable but is not guaranteed, and should be independently verified. The information being provided is for consumers' personal, non-commercial use and may not be used for any other purpose other than to identify prospective properties consumers may be interested in purchasing. © 2019 Montana Regional MLS, LLC and FBS. All Rights Reserved. Prepared by Casey Robinson, GRI on Monday, December 02, 2019 12:50 PM.