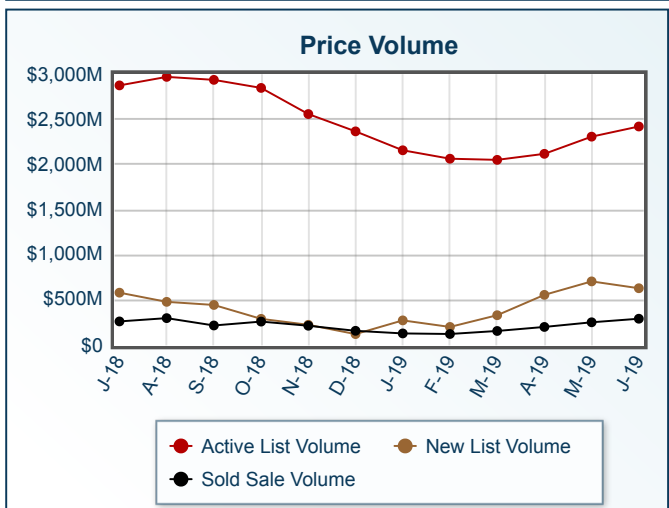
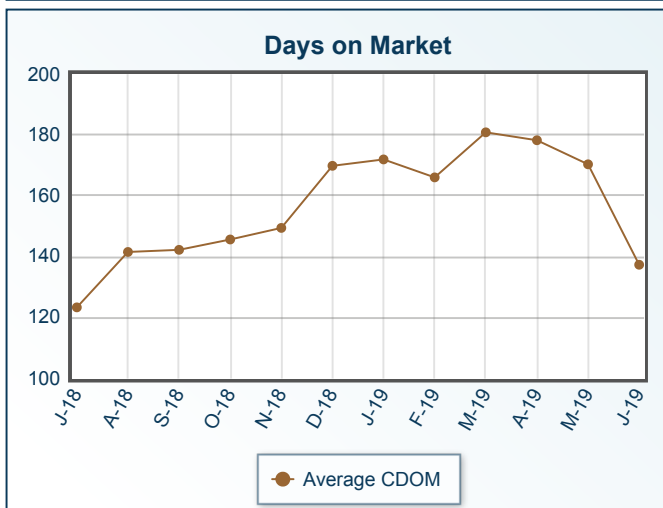
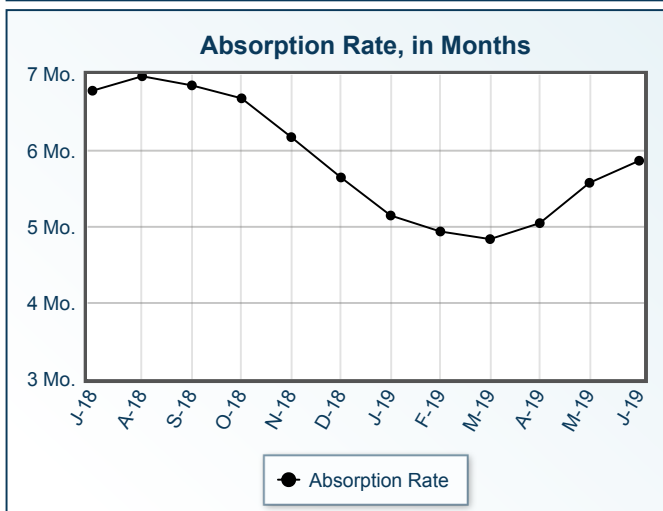
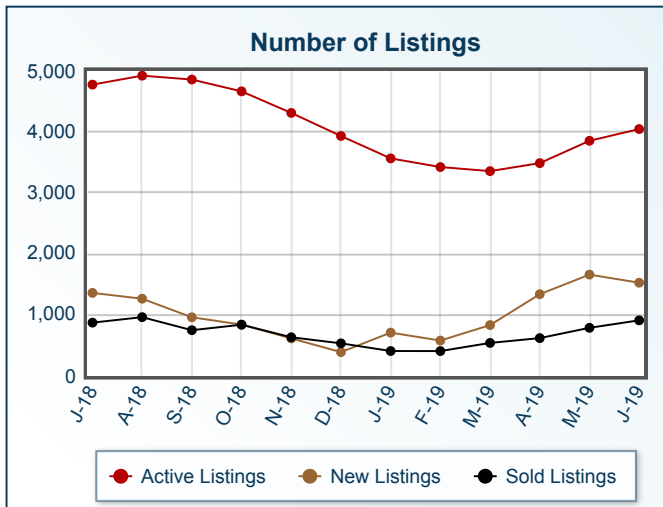


# Market Summary

Residential, June 2019



<b>Summary Statistics</b>						
	<b>Jun-19</b>	<b>Jun-18</b>	<b>% Chg</b>	<b>2019 YTD</b>	<b>2018 YTD</b>	<b>% Chg</b>
Absorption Rate	5.87	6.49	-9.55	5.24	5.42	-3.32
Average List Price	\$597,764	\$597,845	-0.01	\$478,052	\$474,685	0.71
Median List Price	\$369,900	\$359,000	3.04	\$319,900	\$299,900	6.67
Average Sale Price	\$324,608	\$291,972	11.18	\$320,677	\$290,197	10.50
Median Sale Price	\$289,000	\$265,000	9.06	\$275,000	\$254,427	8.09
Average CDOM	137	146	-6.16	164	168	-2.38
Median CDOM	65	67	-2.99	98	88	11.36

	<b>Sold Listings</b>			<b>Pending Listings</b>		
	<b>This Month</b>			<b>Year to Date</b>		
	<b>2019</b>	<b>2018</b>	<b>% Chg</b>	<b>2019</b>	<b>2018</b>	<b>% Chg</b>
0-99,999	44	56	-21.4	209	265	-21.1
100,000-149,999	56	73	-23.3	288	326	-11.7
150,000-199,999	87	119	-26.9	410	522	-21.5
200,000-249,999	152	171	-11.1	624	693	-10.0
250,000-299,999	149	184	-19.0	607	647	-6.2
300,000-349,999	142	90	57.8	480	417	15.1
350,000-399,999	76	114	-33.3	306	313	-2.2
400,000-449,999	61	37	64.9	202	153	32.0
450,000-499,999	45	33	36.4	134	115	16.5
500,000-549,999	25	20	25.0	99	67	47.8
550,000-599,999	18	17	5.9	71	59	20.3
600,000-649,999	13	11	18.2	40	37	8.1
650,000-699,999	10	6	66.7	34	27	25.9
700,000-749,999	4	4	0.0	19	17	11.8
750,000-799,999	7	6	16.7	21	15	40.0
800,000-849,999	3	0	N/A	16	7	128.6
850,000-899,999	2	1	100.0	11	6	83.3
900,000-949,999	4	1	300.0	11	7	57.1
950,000-999,999	3	1	200.0	8	8	0.0
1,000,000-1,099,999	0	1	-100.0	11	3	266.7
1,100,000-1,199,999	0	1	-100.0	8	4	100.0
1,200,000-1,299,999	2	1	100.0	9	5	80.0
1,300,000-1,399,999	0	1	-100.0	6	8	-25.0
1,400,000-1,499,999	1	0	N/A	6	2	200.0
1,500,000-1,599,999	0	0	0.0	3	2	50.0
1,600,000-1,699,999	0	0	0.0	5	4	25.0
1,700,000-1,799,999	1	1	0.0	3	4	-25.0
1,800,000-1,899,999	0	0	0.0	4	3	33.3
1,900,000-1,999,999	0	0	0.0	1	0	N/A
2,000,000-2,249,999	1	1	0.0	3	5	-40.0
2,250,000-2,499,999	1	1	0.0	2	1	100.0
2,500,000-2,749,999	2	0	N/A	4	3	33.3
2,750,000-2,999,999	0	0	0.0	3	0	N/A
3,000,000-3,249,999	0	0	0.0	0	0	0.0
3,250,000-3,499,999	0	0	0.0	0	0	0.0
3,500,000-3,749,999	0	0	0.0	0	0	0.0
3,750,000-3,999,999	0	0	0.0	0	0	0.0
4,000,000-4,249,999	0	0	0.0	0	0	0.0
4,250,000-4,499,999	0	0	0.0	0	0	0.0
4,500,000-4,749,999	0	0	0.0	0	1	-100.0
4,750,000-4,999,999	0	0	0.0	0	0	0.0
5,000,000+	0	0	0.0	1	0	N/A
<b>Totals</b>	<b>909</b>	<b>951</b>	<b>-4.4</b>	<b>3659</b>	<b>3746</b>	<b>-2.3</b>

	<b>Sold Listings</b>			<b>Pending Listings</b>		
	<b>This Month</b>			<b>Year to Date</b>		
	<b>2019</b>	<b>2018</b>	<b>% Chg</b>	<b>2019</b>	<b>2018</b>	<b>% Chg</b>
0-99,999	28	45	-37.8	205	261	-21.5
100,000-149,999	63	71	-11.3	326	373	-12.6
150,000-199,999	127	118	7.6	541	621	-12.9
200,000-249,999	156	147	6.1	716	795	-9.9
250,000-299,999	184	155	18.7	824	783	5.2
300,000-349,999	122	90	35.6	588	488	20.5
350,000-399,999	99	79	25.3	457	396	15.4
400,000-449,999	40	41	-2.4	238	202	17.8
450,000-499,999	37	28	32.1	179	148	20.9
500,000-549,999	33	15	120.0	127	75	69.3
550,000-599,999	28	18	55.6	115	71	62.0
600,000-649,999	9	6	50.0	47	32	46.9
650,000-699,999	11	10	10.0	45	41	9.8
700,000-749,999	5	5	0.0	25	15	66.7
750,000-799,999	9	4	125.0	41	22	86.4
800,000-849,999	5	2	150.0	14	7	100.0
850,000-899,999	5	1	400.0	20	9	122.2
900,000-949,999	2	1	100.0	11	2	450.0
950,000-999,999	2	2	0.0	12	11	9.1
1,000,000-1,099,999	2	4	-50.0	5	10	-50.0
1,100,000-1,199,999	3	3	0.0	10	8	25.0
1,200,000-1,299,999	3	1	200.0	15	7	114.3
1,300,000-1,399,999	0	0	0.0	4	4	0.0
1,400,000-1,499,999	3	0	N/A	8	6	33.3
1,500,000-1,599,999	0	2	-100.0	6	4	50.0
1,600,000-1,699,999	0	0	0.0	2	4	-50.0
1,700,000-1,799,999	2	1	100.0	4	3	33.3
1,800,000-1,899,999	0	0	0.0	3	1	200.0
1,900,000-1,999,999	2	1	100.0	3	6	-50.0
2,000,000-2,249,999	1	0	N/A	8	0	N/A
2,250,000-2,499,999	1	1	0.0	3	5	-40.0
2,500,000-2,749,999	0	0	0.0	2	0	N/A
2,750,000-2,999,999	0	0	0.0	4	2	100.0
3,000,000-3,249,999	0	1	-100.0	1	1	0.0
3,250,000-3,499,999	0	1	-100.0	1	1	0.0
3,500,000-3,749,999	0	0	0.0	1	0	N/A
3,750,000-3,999,999	1	1	0.0	2	1	100.0
4,000,000-4,249,999	0	0	0.0	0	0	0.0
4,250,000-4,499,999	0	0	0.0	0	0	0.0
4,500,000-4,749,999	0	0	0.0	0	0	0.0
4,750,000-4,999,999	0	0	0.0	0	0	0.0
5,000,000+	0	0	0.0	3	2	50.0
<b>Totals</b>	<b>983</b>	<b>854</b>	<b>15.1</b>	<b>4616</b>	<b>4417</b>	<b>4.5</b>

Active Listings							New Listings						
	This Month			Year to Date				This Month			Year to Date		
	2019	2018	% Chg	2019	2018	% Chg		2019	2018	% Chg	2019	2018	% Chg
0-99,999	166	267	-37.8	459	628	-26.9	0-99,999	46	78	-41.0	253	375	-32.5
100,000-149,999	241	285	-15.4	674	754	-10.6	100,000-149,999	105	106	-0.9	426	498	-14.5
150,000-199,999	328	392	-16.3	982	1138	-13.7	150,000-199,999	171	170	0.6	712	774	-8.0
200,000-249,999	348	386	-9.8	1179	1366	-13.7	200,000-249,999	159	218	-27.1	832	1006	-17.3
250,000-299,999	440	524	-16.0	1434	1477	-2.9	250,000-299,999	231	243	-4.9	1046	1065	-1.8
300,000-349,999	381	411	-7.3	1112	1046	6.3	300,000-349,999	197	169	16.6	798	755	5.7
350,000-399,999	370	427	-13.3	967	954	1.4	350,000-399,999	158	144	9.7	638	668	-4.5
400,000-449,999	236	268	-11.9	574	563	2.0	400,000-449,999	93	98	-5.1	376	394	-4.6
450,000-499,999	240	256	-6.2	500	490	2.0	450,000-499,999	78	60	30.0	336	296	13.5
500,000-549,999	151	144	4.9	328	264	24.2	500,000-549,999	42	46	-8.7	216	177	22.0
550,000-599,999	154	191	-19.4	330	319	3.4	550,000-599,999	50	43	16.3	204	197	3.6
600,000-649,999	84	90	-6.7	162	156	3.8	600,000-649,999	18	22	-18.2	93	95	-2.1
650,000-699,999	144	144	0.0	217	229	-5.2	650,000-699,999	32	23	39.1	123	105	17.1
700,000-749,999	48	68	-29.4	100	97	3.1	700,000-749,999	7	13	-46.2	53	54	-1.9
750,000-799,999	83	97	-14.4	153	153	0.0	750,000-799,999	29	29	0.0	79	99	-20.2
800,000-849,999	39	26	50.0	66	58	13.8	800,000-849,999	7	11	-36.4	36	28	28.6
850,000-899,999	65	65	0.0	116	95	22.1	850,000-899,999	19	11	72.7	62	48	29.2
900,000-949,999	28	25	12.0	50	38	31.6	900,000-949,999	6	4	50.0	29	18	61.1
950,000-999,999	67	65	3.1	106	104	1.9	950,000-999,999	16	9	77.8	51	55	-7.3
1,000,000-1,099,999	17	18	-5.6	28	30	-6.7	1,000,000-1,099,999	3	3	0.0	18	14	28.6
1,100,000-1,199,999	42	54	-22.2	68	75	-9.3	1,100,000-1,199,999	6	9	-33.3	35	40	-12.5
1,200,000-1,299,999	49	51	-3.9	91	76	19.7	1,200,000-1,299,999	12	10	20.0	38	32	18.8
1,300,000-1,399,999	37	37	0.0	61	55	10.9	1,300,000-1,399,999	8	7	14.3	24	24	0.0
1,400,000-1,499,999	29	30	-3.3	44	42	4.8	1,400,000-1,499,999	7	3	133.3	18	15	20.0
1,500,000-1,599,999	27	26	3.8	41	36	13.9	1,500,000-1,599,999	3	3	0.0	16	14	14.3
1,600,000-1,699,999	25	19	31.6	35	36	-2.8	1,600,000-1,699,999	4	2	100.0	16	8	100.0
1,700,000-1,799,999	21	30	-30.0	37	39	-5.1	1,700,000-1,799,999	3	4	-25.0	13	16	-18.7
1,800,000-1,899,999	22	24	-8.3	31	30	3.3	1,800,000-1,899,999	0	2	-100.0	10	14	-28.6
1,900,000-1,999,999	20	28	-28.6	32	46	-30.4	1,900,000-1,999,999	2	5	-60.0	8	16	-50.0
2,000,000-2,249,999	18	26	-30.8	35	30	16.7	2,000,000-2,249,999	4	0	N/A	16	14	14.3
2,250,000-2,499,999	22	26	-15.4	35	47	-25.5	2,250,000-2,499,999	2	5	-60.0	11	22	-50.0
2,500,000-2,749,999	14	17	-17.6	24	22	9.1	2,500,000-2,749,999	1	2	-50.0	8	16	-50.0
2,750,000-2,999,999	23	25	-8.0	33	38	-13.2	2,750,000-2,999,999	2	4	-50.0	14	13	7.7
3,000,000-3,249,999	3	2	50.0	4	4	0.0	3,000,000-3,249,999	0	0	0.0	2	2	0.0
3,250,000-3,499,999	9	11	-18.2	14	14	0.0	3,250,000-3,499,999	1	3	-66.7	2	5	-60.0
3,500,000-3,749,999	3	7	-57.1	6	10	-40.0	3,500,000-3,749,999	0	0	0.0	0	3	-100.0
3,750,000-3,999,999	10	15	-33.3	16	17	-5.9	3,750,000-3,999,999	2	0	N/A	9	7	28.6
4,000,000-4,249,999	4	2	100.0	4	2	100.0	4,000,000-4,249,999	0	1	-100.0	2	1	100.0
4,250,000-4,499,999	4	6	-33.3	7	8	-12.5	4,250,000-4,499,999	0	0	0.0	3	3	0.0
4,500,000-4,749,999	3	6	-50.0	4	7	-42.9	4,500,000-4,749,999	0	1	-100.0	1	4	-75.0
4,750,000-4,999,999	8	4	100.0	8	7	14.3	4,750,000-4,999,999	0	3	-100.0	2	3	-33.3
5,000,000+	28	35	-20.0	40	53	-24.5	5,000,000+	3	7	-57.1	11	20	-45.0
Totals	4051	4630	-12.5	10207	10653	-4.2	Totals	1527	1571	-2.8	6640	7013	-5.3

All information is subject to change, is deemed reliable but is not guaranteed, and should be independently verified. The information being provided is for consumers' personal, non-commercial use and may not be used for any other purpose other than to identify prospective properties consumers may be interested in purchasing. © 2019 Montana Regional MLS, LLC and FBS. All Rights Reserved. Prepared by Casey Robinson, SFR, CRS, BRA, GRI on Friday, August 02, 2019 10:54 AM.