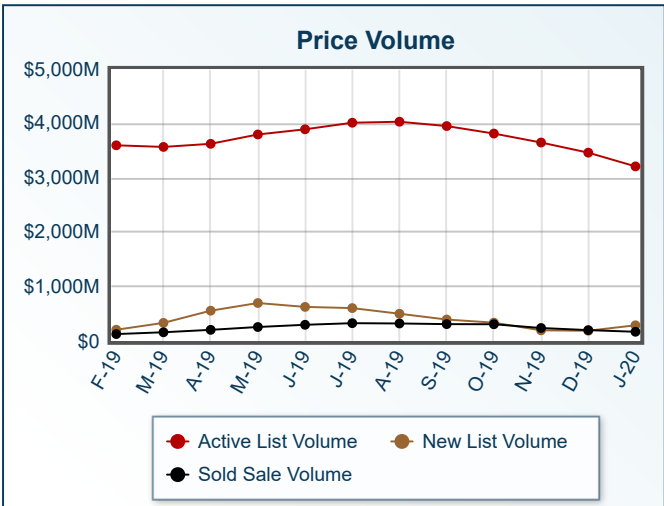
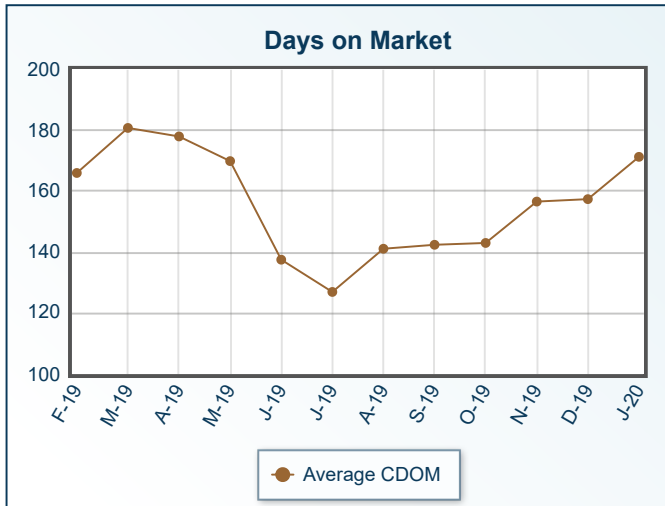
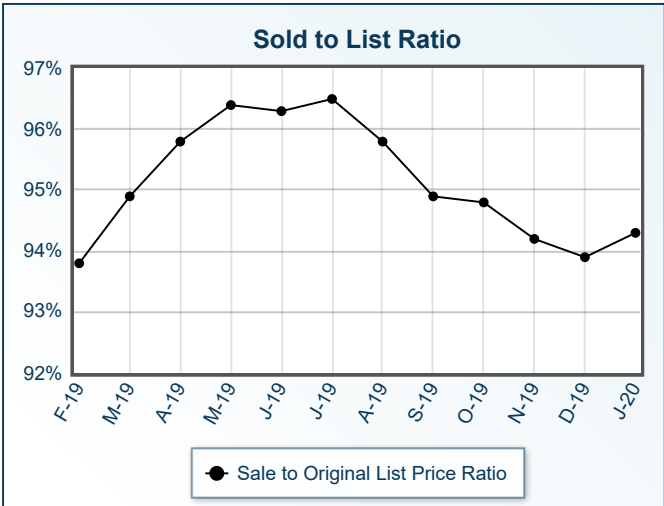
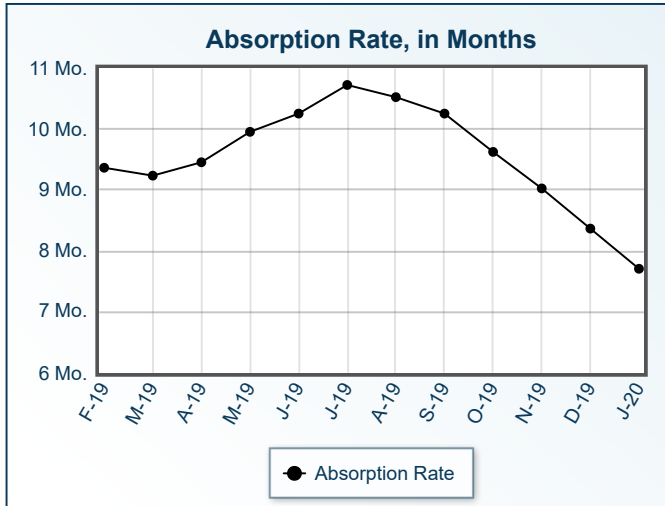
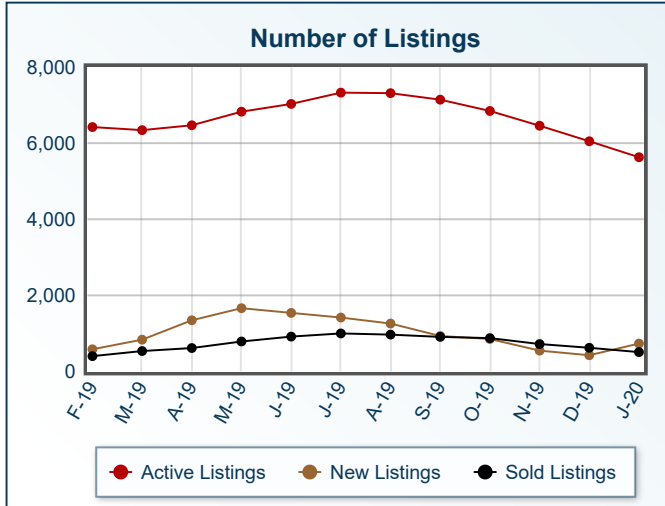


Market Summary

Residential, January 2020



Summary Statistics						
	Jan-20	Jan-19	% Chg	2020 YTD	2019 YTD	% Chg
Absorption Rate	7.71	9.6	-19.69	7.71	9.6	-19.69
Average List Price	\$571,327	\$563,669	1.36	\$553,675	\$547,928	1.05
Median List Price	\$319,900	\$325,000	-1.57	\$318,000	\$324,500	-2.00
Average Sale Price	\$330,682	\$327,783	0.88	\$330,682	\$327,783	0.88
Median Sale Price	\$276,450	\$260,000	6.33	\$276,450	\$260,000	6.33
Average CDOM	171	172	-0.58	171	172	-0.58
Median CDOM	111	115	-3.48	118	122	-3.28

Sold Listings	This Month			Year to Date			Pending Listings	This Month			Year to Date		
	2020	2019	% Chg	2020	2019	% Chg		2020	2019	% Chg	2020	2019	% Chg
	0-99,999	32	25	28.0	32	25		28.0	0-99,999	28	31	-9.7	28
100,000-149,999	38	39	-2.6	38	39	-2.6	100,000-149,999	54	51	5.9	54	51	5.9
150,000-199,999	70	47	48.9	70	47	48.9	150,000-199,999	82	68	20.6	82	68	20.6
200,000-249,999	68	73	-6.8	68	73	-6.8	200,000-249,999	113	100	13.0	113	100	13.0
250,000-299,999	89	62	43.5	89	62	43.5	250,000-299,999	113	84	34.5	113	84	34.5
300,000-349,999	68	51	33.3	68	51	33.3	300,000-349,999	102	56	82.1	102	56	82.1
350,000-399,999	51	33	54.5	51	33	54.5	350,000-399,999	82	47	74.5	82	47	74.5
400,000-449,999	18	17	5.9	18	17	5.9	400,000-449,999	38	30	26.7	38	30	26.7
450,000-499,999	20	14	42.9	20	14	42.9	450,000-499,999	28	18	55.6	28	18	55.6
500,000-549,999	7	8	-12.5	7	8	-12.5	500,000-549,999	13	13	0.0	13	13	0.0
550,000-599,999	7	5	40.0	7	5	40.0	550,000-599,999	19	14	35.7	19	14	35.7
600,000-649,999	3	4	-25.0	3	4	-25.0	600,000-649,999	8	5	60.0	8	5	60.0
650,000-699,999	5	6	-16.7	5	6	-16.7	650,000-699,999	12	3	300.0	12	3	300.0
700,000-749,999	5	5	0.0	5	5	0.0	700,000-749,999	5	1	400.0	5	1	400.0
750,000-799,999	5	1	400.0	5	1	400.0	750,000-799,999	7	3	133.3	7	3	133.3
800,000-849,999	1	1	0.0	1	1	0.0	800,000-849,999	1	0	N/A	1	0	N/A
850,000-899,999	5	2	150.0	5	2	150.0	850,000-899,999	4	4	0.0	4	4	0.0
900,000-949,999	1	1	0.0	1	1	0.0	900,000-949,999	3	3	0.0	3	3	0.0
950,000-999,999	2	2	0.0	2	2	0.0	950,000-999,999	3	1	200.0	3	1	200.0
1,000,000-1,099,999	2	1	100.0	2	1	100.0	1,000,000-1,099,999	1	0	N/A	1	0	N/A
1,100,000-1,199,999	5	1	400.0	5	1	400.0	1,100,000-1,199,999	2	2	0.0	2	2	0.0
1,200,000-1,299,999	0	0	0.0	0	0	0.0	1,200,000-1,299,999	1	1	0.0	1	1	0.0
1,300,000-1,399,999	4	1	300.0	4	1	300.0	1,300,000-1,399,999	3	0	N/A	3	0	N/A
1,400,000-1,499,999	0	0	0.0	0	0	0.0	1,400,000-1,499,999	3	4	-25.0	3	4	-25.0
1,500,000-1,599,999	0	0	0.0	0	0	0.0	1,500,000-1,599,999	2	2	0.0	2	2	0.0
1,600,000-1,699,999	0	1	-100.0	0	1	-100.0	1,600,000-1,699,999	0	0	0.0	0	0	0.0
1,700,000-1,799,999	1	0	N/A	1	0	N/A	1,700,000-1,799,999	0	0	0.0	0	0	0.0
1,800,000-1,899,999	0	1	-100.0	0	1	-100.0	1,800,000-1,899,999	0	1	-100.0	0	1	-100.0
1,900,000-1,999,999	0	0	0.0	0	0	0.0	1,900,000-1,999,999	1	1	0.0	1	1	0.0
2,000,000-2,249,999	0	0	0.0	0	0	0.0	2,000,000-2,249,999	1	0	N/A	1	0	N/A
2,250,000-2,499,999	1	0	N/A	1	0	N/A	2,250,000-2,499,999	0	0	0.0	0	0	0.0
2,500,000-2,749,999	1	1	0.0	1	1	0.0	2,500,000-2,749,999	1	0	N/A	1	0	N/A
2,750,000-2,999,999	0	0	0.0	0	0	0.0	2,750,000-2,999,999	1	0	N/A	1	0	N/A
3,000,000-3,249,999	0	0	0.0	0	0	0.0	3,000,000-3,249,999	0	0	0.0	0	0	0.0
3,250,000-3,499,999	0	0	0.0	0	0	0.0	3,250,000-3,499,999	0	0	0.0	0	0	0.0
3,500,000-3,749,999	1	0	N/A	1	0	N/A	3,500,000-3,749,999	1	0	N/A	1	0	N/A
3,750,000-3,999,999	0	0	0.0	0	0	0.0	3,750,000-3,999,999	0	0	0.0	0	0	0.0
4,000,000-4,249,999	0	0	0.0	0	0	0.0	4,000,000-4,249,999	0	0	0.0	0	0	0.0
4,250,000-4,499,999	0	0	0.0	0	0	0.0	4,250,000-4,499,999	0	0	0.0	0	0	0.0
4,500,000-4,749,999	0	0	0.0	0	0	0.0	4,500,000-4,749,999	0	0	0.0	0	0	0.0
4,750,000-4,999,999	0	0	0.0	0	0	0.0	4,750,000-4,999,999	0	0	0.0	0	0	0.0
5,000,000+	0	1	-100.0	0	1	-100.0	5,000,000+	0	1	-100.0	0	1	-100.0
Totals	510	403	26.6	510	403	26.6	Totals	732	544	34.6	732	544	34.6

Active Listings	This Month			Year to Date			New Listings	This Month			Year to Date		
	2020	2019	% Chg	2020	2019	% Chg		2020	2019	% Chg	2020	2019	% Chg
	0-99,999	249	309	-19.4	276	349		-20.9	0-99,999	30	41	-26.8	30
100,000-149,999	408	490	-16.7	457	546	-16.3	100,000-149,999	43	55	-21.8	43	55	-21.8
150,000-199,999	681	710	-4.1	772	799	-3.4	150,000-199,999	86	80	7.5	86	80	7.5
200,000-249,999	618	721	-14.3	747	814	-8.2	200,000-249,999	120	95	26.3	120	95	26.3
250,000-299,999	717	805	-10.9	830	911	-8.9	250,000-299,999	108	108	0.0	108	108	0.0
300,000-349,999	483	572	-15.6	580	651	-10.9	300,000-349,999	85	92	-7.6	85	92	-7.6
350,000-399,999	440	547	-19.6	527	616	-14.4	350,000-399,999	86	59	45.8	86	59	45.8
400,000-449,999	257	324	-20.7	290	363	-20.1	400,000-449,999	32	37	-13.5	32	37	-13.5
450,000-499,999	240	299	-19.7	279	323	-13.6	450,000-499,999	28	31	-9.7	28	31	-9.7
500,000-549,999	129	184	-29.9	146	203	-28.1	500,000-549,999	16	20	-20.0	16	20	-20.0
550,000-599,999	187	212	-11.8	217	232	-6.5	550,000-599,999	22	23	-4.3	22	23	-4.3
600,000-649,999	95	123	-22.8	108	130	-16.9	600,000-649,999	11	11	0.0	11	11	0.0
650,000-699,999	140	163	-14.1	153	166	-7.8	650,000-699,999	12	5	140.0	12	5	140.0
700,000-749,999	60	68	-11.8	65	77	-15.6	700,000-749,999	5	9	-44.4	5	9	-44.4
750,000-799,999	108	114	-5.3	120	118	1.7	750,000-799,999	8	5	60.0	8	5	60.0
800,000-849,999	47	50	-6.0	49	53	-7.5	800,000-849,999	1	3	-66.7	1	3	-66.7
850,000-899,999	85	95	-10.5	91	99	-8.1	850,000-899,999	6	3	100.0	6	3	100.0
900,000-949,999	32	35	-8.6	37	39	-5.1	900,000-949,999	4	1	300.0	4	1	300.0
950,000-999,999	84	87	-3.4	92	90	2.2	950,000-999,999	8	3	166.7	8	3	166.7
1,000,000-1,099,999	17	16	6.3	17	18	-5.6	1,000,000-1,099,999	0	2	-100.0	0	2	-100.0
1,100,000-1,199,999	58	56	3.6	61	62	-1.6	1,100,000-1,199,999	2	6	-66.7	2	6	-66.7
1,200,000-1,299,999	64	90	-28.9	67	92	-27.2	1,200,000-1,299,999	2	2	0.0	2	2	0.0
1,300,000-1,399,999	35	58	-39.7	37	60	-38.3	1,300,000-1,399,999	0	0	0.0	0	0	0.0
1,400,000-1,499,999	39	41	-4.9	44	45	-2.2	1,400,000-1,499,999	4	0	N/A	4	0	N/A
1,500,000-1,599,999	35	40	-12.5	38	43	-11.6	1,500,000-1,599,999	3	2	50.0	3	2	50.0
1,600,000-1,699,999	21	32	-34.4	24	33	-27.3	1,600,000-1,699,999	1	2	-50.0	1	2	-50.0
1,700,000-1,799,999	26	31	-16.1	26	34	-23.5	1,700,000-1,799,999	0	3	-100.0	0	3	-100.0
1,800,000-1,899,999	23	32	-28.1	25	33	-24.2	1,800,000-1,899,999	1	1	0.0	1	1	0.0
1,900,000-1,999,999	32	41	-22.0	33	42	-21.4	1,900,000-1,999,999	2	2	0.0	2	2	0.0
2,000,000-2,249,999	29	32	-9.4	31	35	-11.4	2,000,000-2,249,999	1	2	-50.0	1	2	-50.0
2,250,000-2,499,999	34	27	25.9	35	28	25.0	2,250,000-2,499,999	1	1	0.0	1	1	0.0
2,500,000-2,749,999	23	21	9.5	25	24	4.2	2,500,000-2,749,999	2	0	N/A	2	0	N/A
2,750,000-2,999,999	29	31	-6.5	32	32	0.0	2,750,000-2,999,999	1	0	N/A	1	0	N/A
3,000,000-3,249,999	5	5	0.0	6	5	20.0	3,000,000-3,249,999	0	0	0.0	0	0	0.0
3,250,000-3,499,999	14	19	-26.3	15	19	-21.1	3,250,000-3,499,999	0	0	0.0	0	0	0.0
3,500,000-3,749,999	6	12	-50.0	8	12	-33.3	3,500,000-3,749,999	1	0	N/A	1	0	N/A
3,750,000-3,999,999	10	11	-9.1	10	12	-16.7	3,750,000-3,999,999	0	1	-100.0	0	1	-100.0
4,000,000-4,249,999	3	4	-25.0	3	4	-25.0	4,000,000-4,249,999	0	0	0.0	0	0	0.0
4,250,000-4,499,999	11	11	0.0	11	12	-8.3	4,250,000-4,499,999	0	1	-100.0	0	1	-100.0
4,500,000-4,749,999	7	3	133.3	7	4	75.0	4,500,000-4,749,999	0	1	-100.0	0	1	-100.0
4,750,000-4,999,999	10	10	0.0	11	10	10.0	4,750,000-4,999,999	2	0	N/A	2	0	N/A
5,000,000+	43	50	-14.0	45	51	-11.8	5,000,000+	1	2	-50.0	1	2	-50.0
Totals	5634	6581	-14.4	6447	7289	-11.6	Totals	735	709	3.7	735	709	3.7

All information is subject to change, is deemed reliable but is not guaranteed, and should be independently verified. The information being provided is for consumers' personal, non-commercial use and may not be used for any other purpose other than to identify prospective properties consumers may be interested in purchasing. © 2020 Montana Regional MLS, LLC and FBS. All Rights Reserved. Prepared by Casey Robinson, GRI on Friday, February 07, 2020 12:07 PM.