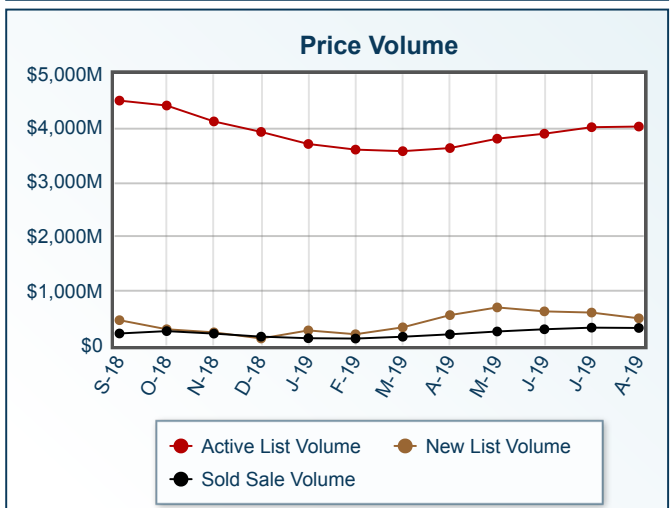
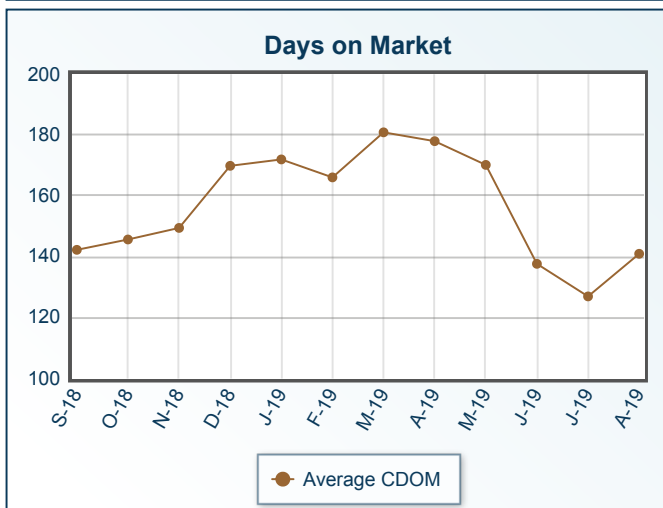
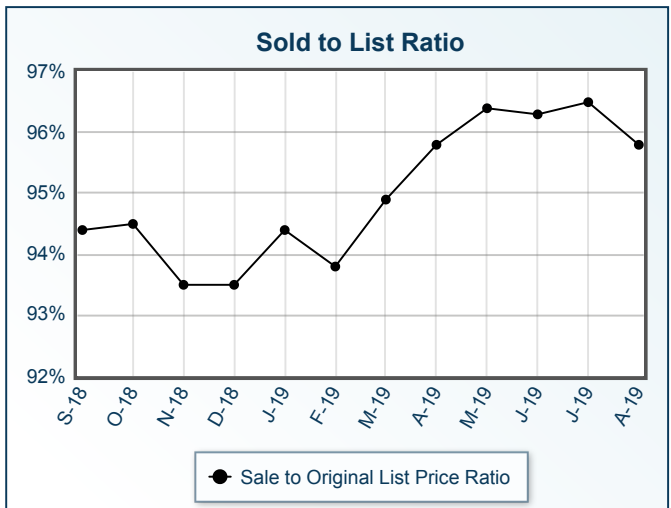
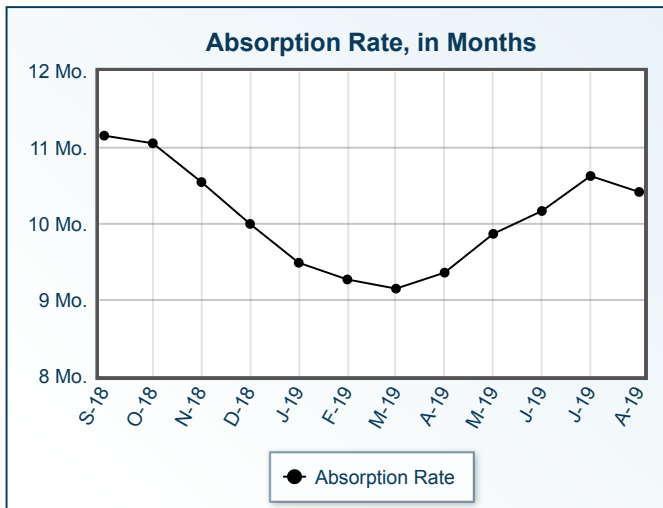
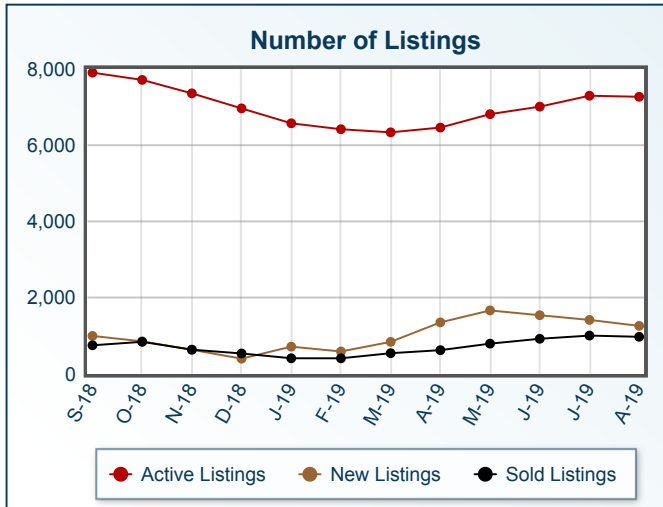


Market Summary

Residential, August 2019



Summary Statistics						
	Aug-19	Aug-18	% Chg	2019 YTD	2018 YTD	% Chg
Absorption Rate	10.42	11.3	-7.79	9.79	10.03	-2.39
Average List Price	\$554,449	\$570,258	-2.77	\$472,688	\$473,983	-0.27
Median List Price	\$335,000	\$333,250	0.53	\$312,500	\$299,000	4.52
Average Sale Price	\$331,940	\$313,892	5.75	\$323,651	\$296,520	9.15
Median Sale Price	\$290,000	\$269,000	7.81	\$280,000	\$258,000	8.53
Average CDOM	141	141	0.00	153	157	-2.55
Median CDOM	72	75	-4.00	83	81	2.47

	Sold Listings						Pending Listings					
	This Month			Year to Date			This Month			Year to Date		
	2019	2018	% Chg	2019	2018	% Chg	2019	2018	% Chg	2019	2018	% Chg
0-99,999	38	48	-20.8	279	368	-24.2	41	62	-33.9	275	368	-25.3
100,000-149,999	72	81	-11.1	424	477	-11.1	65	72	-9.7	448	534	-16.1
150,000-199,999	112	124	-9.7	637	758	-16.0	123	120	2.5	773	878	-12.0
200,000-249,999	143	160	-10.6	920	1007	-8.6	146	145	0.7	1010	1100	-8.2
250,000-299,999	153	164	-6.7	953	966	-1.3	168	150	12.0	1151	1108	3.9
300,000-349,999	133	109	22.0	761	616	23.5	128	106	20.8	862	713	20.9
350,000-399,999	103	87	18.4	516	482	7.1	127	70	81.4	684	552	23.9
400,000-449,999	60	61	-1.6	312	268	16.4	54	39	38.5	361	304	18.8
450,000-499,999	37	32	15.6	211	177	19.2	46	39	17.9	268	236	13.6
500,000-549,999	34	25	36.0	162	110	47.3	25	18	38.9	179	122	46.7
550,000-599,999	19	16	18.8	119	83	43.4	22	14	57.1	160	109	46.8
600,000-649,999	11	9	22.2	56	52	7.7	9	5	80.0	70	47	48.9
650,000-699,999	8	11	-27.3	53	44	20.5	15	12	25.0	74	69	7.2
700,000-749,999	11	5	120.0	37	26	42.3	6	5	20.0	37	23	60.9
750,000-799,999	5	3	66.7	35	25	40.0	7	10	-30.0	54	43	25.6
800,000-849,999	6	1	500.0	25	10	150.0	4	1	300.0	19	8	137.5
850,000-899,999	3	3	0.0	18	11	63.6	7	4	75.0	35	15	133.3
900,000-949,999	3	3	0.0	15	11	36.4	5	3	66.7	18	6	200.0
950,000-999,999	1	3	-66.7	10	12	-16.7	4	1	300.0	22	17	29.4
1,000,000-1,099,999	2	5	-60.0	14	11	27.3	4	1	300.0	13	12	8.3
1,100,000-1,199,999	4	0	N/A	16	6	166.7	2	4	-50.0	14	15	-6.7
1,200,000-1,299,999	2	4	-50.0	11	10	10.0	6	2	200.0	25	10	150.0
1,300,000-1,399,999	1	2	-50.0	7	11	-36.4	4	2	100.0	13	7	85.7
1,400,000-1,499,999	2	0	N/A	8	2	300.0	2	3	-33.3	11	11	0.0
1,500,000-1,599,999	1	0	N/A	5	4	25.0	0	1	-100.0	8	7	14.3
1,600,000-1,699,999	1	0	N/A	6	6	0.0	1	0	N/A	5	6	-16.7
1,700,000-1,799,999	1	0	N/A	5	4	25.0	1	1	0.0	6	5	20.0
1,800,000-1,899,999	1	1	0.0	6	5	20.0	2	2	0.0	5	4	25.0
1,900,000-1,999,999	0	0	0.0	1	0	N/A	2	0	N/A	9	7	28.6
2,000,000-2,249,999	1	1	0.0	4	6	-33.3	1	1	0.0	10	2	400.0
2,250,000-2,499,999	0	1	-100.0	3	2	50.0	1	0	N/A	6	8	-25.0
2,500,000-2,749,999	0	1	-100.0	4	4	0.0	2	1	100.0	5	1	400.0
2,750,000-2,999,999	0	0	0.0	4	0	N/A	0	2	-100.0	4	5	-20.0
3,000,000-3,249,999	0	0	0.0	0	0	0.0	0	0	0.0	1	1	0.0
3,250,000-3,499,999	0	0	0.0	1	0	N/A	0	0	0.0	2	1	100.0
3,500,000-3,749,999	0	0	0.0	1	0	N/A	1	0	N/A	3	0	N/A
3,750,000-3,999,999	0	1	-100.0	0	1	-100.0	0	0	0.0	3	2	50.0
4,000,000-4,249,999	0	0	0.0	0	0	0.0	0	0	0.0	0	0	0.0
4,250,000-4,499,999	0	0	0.0	0	0	0.0	1	0	N/A	1	0	N/A
4,500,000-4,749,999	0	0	0.0	0	1	-100.0	0	0	0.0	0	2	-100.0
4,750,000-4,999,999	0	0	0.0	0	0	0.0	0	0	0.0	0	0	0.0
5,000,000+	1	0	N/A	2	1	100.0	1	2	-50.0	4	4	0.0
Totals	969	961	0.8	5641	5577	1.1	1033	898	15.0	6648	6362	4.5

Active Listings	This Month			Year to Date			New Listings	This Month			Year to Date		
	2019	2018	% Chg	2019	2018	% Chg		2019	2018	% Chg	2019	2018	% Chg
	0-99,999	307	364	-15.7	686	854		-19.7	0-99,999	54	59	-8.5	378
100,000-149,999	494	557	-11.3	1084	1206	-10.1	100,000-149,999	81	104	-22.1	595	703	-15.4
150,000-199,999	811	842	-3.7	1735	1899	-8.6	150,000-199,999	146	146	0.0	1017	1082	-6.0
200,000-249,999	742	823	-9.8	1940	2191	-11.5	200,000-249,999	175	202	-13.4	1220	1448	-15.7
250,000-299,999	891	971	-8.2	2247	2331	-3.6	250,000-299,999	183	203	-9.9	1446	1504	-3.9
300,000-349,999	632	702	-10.0	1667	1585	5.2	300,000-349,999	144	129	11.6	1108	1063	4.2
350,000-399,999	621	667	-6.9	1468	1436	2.2	350,000-399,999	136	110	23.6	915	927	-1.3
400,000-449,999	375	410	-8.5	858	846	1.4	400,000-449,999	70	79	-11.4	531	556	-4.5
450,000-499,999	387	384	0.8	760	749	1.5	450,000-499,999	56	55	1.8	464	435	6.7
500,000-549,999	210	229	-8.3	468	410	14.1	500,000-549,999	45	33	36.4	285	245	16.3
550,000-599,999	255	290	-12.1	495	476	4.0	550,000-599,999	35	29	20.7	287	267	7.5
600,000-649,999	131	146	-10.3	248	239	3.8	600,000-649,999	18	17	5.9	132	136	-2.9
650,000-699,999	202	216	-6.5	323	357	-9.5	650,000-699,999	14	23	-39.1	159	161	-1.2
700,000-749,999	77	97	-20.6	145	143	1.4	700,000-749,999	7	10	-30.0	75	77	-2.6
750,000-799,999	131	138	-5.1	224	220	1.8	750,000-799,999	10	10	0.0	111	124	-10.5
800,000-849,999	63	59	6.8	103	92	12.0	800,000-849,999	9	8	12.5	53	41	29.3
850,000-899,999	105	116	-9.5	175	161	8.7	850,000-899,999	9	12	-25.0	80	75	6.7
900,000-949,999	44	50	-12.0	72	66	9.1	900,000-949,999	4	2	100.0	34	25	36.0
950,000-999,999	104	113	-8.0	155	163	-4.9	950,000-999,999	7	6	16.7	68	79	-13.9
1,000,000-1,099,999	25	19	31.6	42	40	5.0	1,000,000-1,099,999	4	2	100.0	26	16	62.5
1,100,000-1,199,999	67	81	-17.3	101	114	-11.4	1,100,000-1,199,999	2	2	0.0	44	56	-21.4
1,200,000-1,299,999	87	101	-13.9	142	131	8.4	1,200,000-1,299,999	9	4	125.0	52	48	8.3
1,300,000-1,399,999	57	72	-20.8	94	95	-1.1	1,300,000-1,399,999	4	10	-60.0	34	43	-20.9
1,400,000-1,499,999	48	53	-9.4	73	76	-3.9	1,400,000-1,499,999	5	5	0.0	29	26	11.5
1,500,000-1,599,999	39	39	0.0	59	61	-3.3	1,500,000-1,599,999	2	2	0.0	16	20	-20.0
1,600,000-1,699,999	34	37	-8.1	50	62	-19.4	1,600,000-1,699,999	2	8	-75.0	20	24	-16.7
1,700,000-1,799,999	30	42	-28.6	49	60	-18.3	1,700,000-1,799,999	3	4	-25.0	17	22	-22.7
1,800,000-1,899,999	28	39	-28.2	39	51	-23.5	1,800,000-1,899,999	0	2	-100.0	9	24	-62.5
1,900,000-1,999,999	32	45	-28.9	55	72	-23.6	1,900,000-1,999,999	3	6	-50.0	14	23	-39.1
2,000,000-2,249,999	33	35	-5.7	52	44	18.2	2,000,000-2,249,999	3	3	0.0	19	19	0.0
2,250,000-2,499,999	30	34	-11.8	50	58	-13.8	2,250,000-2,499,999	4	2	100.0	23	23	0.0
2,500,000-2,749,999	20	25	-20.0	34	34	0.0	2,500,000-2,749,999	2	2	0.0	11	21	-47.6
2,750,000-2,999,999	42	44	-4.5	55	61	-9.8	2,750,000-2,999,999	4	5	-20.0	22	23	-4.3
3,000,000-3,249,999	7	5	40.0	9	8	12.5	3,000,000-3,249,999	0	0	0.0	4	4	0.0
3,250,000-3,499,999	15	15	0.0	22	18	22.2	3,250,000-3,499,999	0	0	0.0	4	5	-20.0
3,500,000-3,749,999	8	13	-38.5	13	17	-23.5	3,500,000-3,749,999	0	1	-100.0	1	4	-75.0
3,750,000-3,999,999	12	16	-25.0	21	23	-8.7	3,750,000-3,999,999	1	0	N/A	10	8	25.0
4,000,000-4,249,999	5	5	0.0	6	5	20.0	4,000,000-4,249,999	0	0	0.0	2	2	0.0
4,250,000-4,499,999	13	11	18.2	18	15	20.0	4,250,000-4,499,999	1	0	N/A	7	3	133.3
4,500,000-4,749,999	6	6	0.0	7	9	-22.2	4,500,000-4,749,999	1	0	N/A	4	4	0.0
4,750,000-4,999,999	12	9	33.3	15	11	36.4	4,750,000-4,999,999	1	0	N/A	4	4	0.0
5,000,000+	45	60	-25.0	63	80	-21.2	5,000,000+	2	0	N/A	14	25	-44.0
Totals	7277	7980	-8.8	15922	16569	-3.9	Totals	1256	1295	-3.0	9344	9897	-5.6

All information is subject to change, is deemed reliable but is not guaranteed, and should be independently verified. The information being provided is for consumers' personal, non-commercial use and may not be used for any other purpose other than to identify prospective properties consumers may be interested in purchasing. © 2019 Montana Regional MLS, LLC and FBS. All Rights Reserved. Prepared by Casey Robinson, GRI on Wednesday, November 06, 2019 12:14 PM.