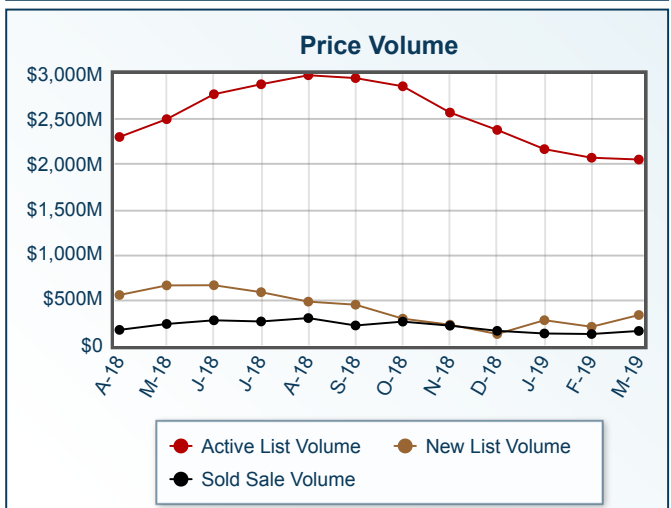
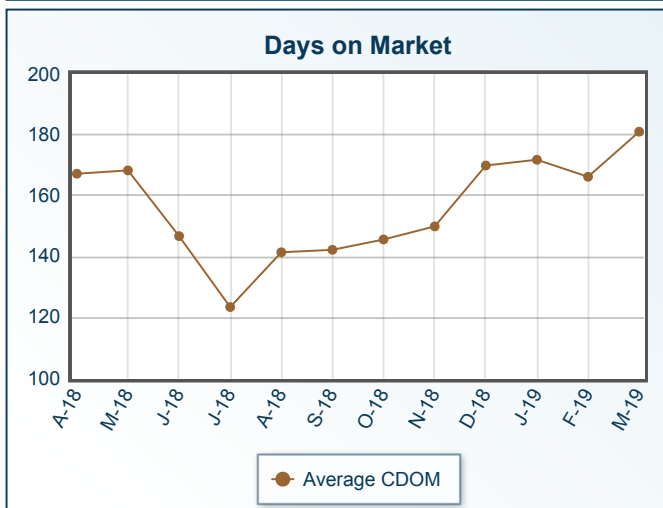
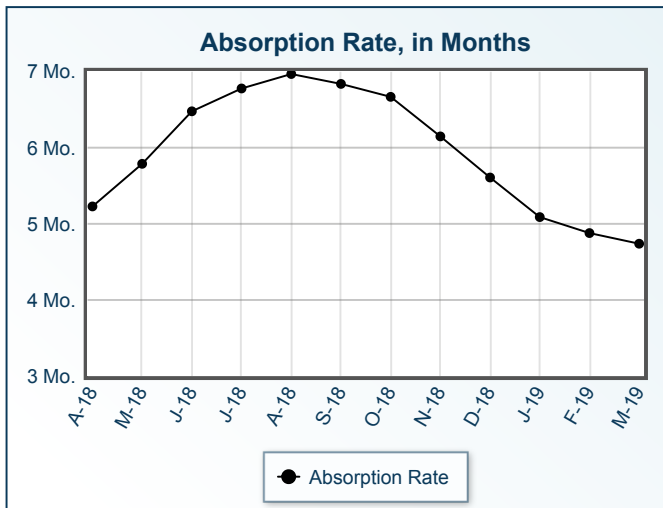
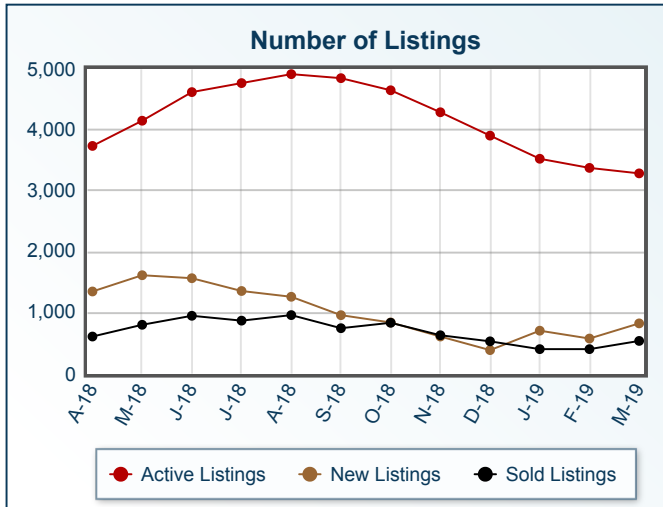


# Market Summary

Residential, March 2019



<b>Summary Statistics</b>						
	<b>Mar-19</b>	<b>Mar-18</b>	<b>% Chg</b>	<b>2019 YTD</b>	<b>2018 YTD</b>	<b>% Chg</b>
Absorption Rate	4.74	5.06	-6.32	4.9	5.01	-2.20
Average List Price	\$624,997	\$609,962	2.46	\$531,477	\$520,402	2.13
Median List Price	\$359,000	\$349,000	2.87	\$328,000	\$309,000	6.15
Average Sale Price	\$296,979	\$285,078	4.17	\$310,755	\$289,728	7.26
Median Sale Price	\$269,425	\$240,000	12.26	\$263,000	\$243,250	8.12
Average CDOM	181	179	1.12	173	184	-5.98
Median CDOM	122	104	17.31	129	120	7.50

	<b>Sold Listings</b>			<b>Year to Date</b>		
	<b>This Month</b>		<b>% Chg</b>	<b>Year to Date</b>		<b>% Chg</b>
	<b>2019</b>	<b>2018</b>		<b>2019</b>	<b>2018</b>	
0-99,999	42	41	2.4	99	113	-12.4
100,000-149,999	46	64	-28.1	120	134	-10.4
150,000-199,999	59	73	-19.2	163	204	-20.1
200,000-249,999	86	118	-27.1	235	265	-11.3
250,000-299,999	96	97	-1.0	216	232	-6.9
300,000-349,999	68	58	17.2	164	136	20.6
350,000-399,999	42	41	2.4	105	97	8.2
400,000-449,999	35	30	16.7	68	59	15.3
450,000-499,999	15	14	7.1	42	34	23.5
500,000-549,999	13	10	30.0	30	24	25.0
550,000-599,999	9	6	50.0	21	16	31.3
600,000-649,999	7	3	133.3	13	13	0.0
650,000-699,999	4	3	33.3	10	11	-9.1
700,000-749,999	2	0	N/A	10	3	233.3
750,000-799,999	2	1	100.0	5	5	0.0
800,000-849,999	0	1	-100.0	4	3	33.3
850,000-899,999	2	1	100.0	6	3	100.0
900,000-949,999	0	1	-100.0	1	2	-50.0
950,000-999,999	1	1	0.0	3	2	50.0
1,000,000-1,099,999	4	1	300.0	7	1	600.0
1,100,000-1,199,999	1	0	N/A	2	1	100.0
1,200,000-1,299,999	3	1	200.0	4	2	100.0
1,300,000-1,399,999	0	4	-100.0	3	5	-40.0
1,400,000-1,499,999	0	0	0.0	3	2	50.0
1,500,000-1,599,999	0	1	-100.0	1	2	-50.0
1,600,000-1,699,999	0	0	0.0	2	3	-33.3
1,700,000-1,799,999	1	1	0.0	2	3	-33.3
1,800,000-1,899,999	0	1	-100.0	2	2	0.0
1,900,000-1,999,999	0	0	0.0	0	0	0.0
2,000,000-2,249,999	0	2	-100.0	0	3	-100.0
2,250,000-2,499,999	0	0	0.0	0	0	0.0
2,500,000-2,749,999	0	0	0.0	1	1	0.0
2,750,000-2,999,999	0	0	0.0	1	0	N/A
3,000,000-3,249,999	0	0	0.0	0	0	0.0
3,250,000-3,499,999	0	0	0.0	0	0	0.0
3,500,000-3,749,999	0	0	0.0	0	0	0.0
3,750,000-3,999,999	0	0	0.0	0	0	0.0
4,000,000-4,249,999	0	0	0.0	0	0	0.0
4,250,000-4,499,999	0	0	0.0	0	0	0.0
4,500,000-4,749,999	0	0	0.0	0	1	-100.0
4,750,000-4,999,999	0	0	0.0	0	0	0.0
5,000,000+	0	0	0.0	1	0	N/A
<b>Totals</b>	<b>538</b>	<b>574</b>	<b>-6.3</b>	<b>1344</b>	<b>1382</b>	<b>-2.7</b>

	<b>Pending Listings</b>			<b>Year to Date</b>		
	<b>This Month</b>		<b>% Chg</b>	<b>Year to Date</b>		<b>% Chg</b>
	<b>2019</b>	<b>2018</b>		<b>2019</b>	<b>2018</b>	
0-99,999	29	47	-38.3	94	129	-27.1
100,000-149,999	61	62	-1.6	155	156	-0.6
150,000-199,999	75	105	-28.6	214	270	-20.7
200,000-249,999	125	133	-6.0	302	323	-6.5
250,000-299,999	129	122	5.7	299	306	-2.3
300,000-349,999	87	82	6.1	210	197	6.6
350,000-399,999	54	64	-15.6	149	146	2.1
400,000-449,999	28	27	3.7	85	82	3.7
450,000-499,999	25	31	-19.4	59	64	-7.8
500,000-549,999	18	9	100.0	41	27	51.9
550,000-599,999	12	10	20.0	40	24	66.7
600,000-649,999	6	5	20.0	15	15	0.0
650,000-699,999	9	12	-25.0	15	18	-16.7
700,000-749,999	6	3	100.0	12	6	100.0
750,000-799,999	6	4	50.0	14	7	100.0
800,000-849,999	3	2	50.0	4	2	100.0
850,000-899,999	3	1	200.0	11	3	266.7
900,000-949,999	3	1	200.0	6	1	500.0
950,000-999,999	1	2	-50.0	4	5	-20.0
1,000,000-1,099,999	2	1	100.0	2	6	-66.7
1,100,000-1,199,999	1	0	N/A	5	2	150.0
1,200,000-1,299,999	3	3	0.0	9	4	125.0
1,300,000-1,399,999	1	1	0.0	2	2	0.0
1,400,000-1,499,999	0	2	-100.0	5	4	25.0
1,500,000-1,599,999	2	0	N/A	4	0	N/A
1,600,000-1,699,999	0	0	0.0	0	1	-100.0
1,700,000-1,799,999	0	0	0.0	0	0	0.0
1,800,000-1,899,999	2	0	N/A	3	1	200.0
1,900,000-1,999,999	0	1	-100.0	1	4	-75.0
2,000,000-2,249,999	2	0	N/A	4	0	N/A
2,250,000-2,499,999	1	0	N/A	2	1	100.0
2,500,000-2,749,999	0	0	0.0	0	0	0.0
2,750,000-2,999,999	1	0	N/A	2	1	100.0
3,000,000-3,249,999	0	0	0.0	0	0	0.0
3,250,000-3,499,999	0	0	0.0	0	0	0.0
3,500,000-3,749,999	0	0	0.0	0	0	0.0
3,750,000-3,999,999	0	0	0.0	0	0	0.0
4,000,000-4,249,999	0	0	0.0	0	0	0.0
4,250,000-4,499,999	0	0	0.0	0	0	0.0
4,500,000-4,749,999	0	0	0.0	0	0	0.0
4,750,000-4,999,999	0	0	0.0	0	0	0.0
5,000,000+	0	0	0.0	1	1	0.0
<b>Totals</b>	<b>695</b>	<b>730</b>	<b>-4.8</b>	<b>1769</b>	<b>1808</b>	<b>-2.2</b>

Active Listings	This Month			Year to Date			New Listings	This Month			Year to Date		
	2019	2018	% Chg	2019	2018	% Chg		2019	2018	% Chg	2019	2018	% Chg
	0-99,999	171	234	-26.9	293	412		-28.9	0-99,999	27	47	-42.6	91
100,000-149,999	208	237	-12.2	410	453	-9.5	100,000-149,999	66	76	-13.2	163	198	-17.7
150,000-199,999	239	316	-24.4	515	637	-19.2	150,000-199,999	92	114	-19.3	244	273	-10.6
200,000-249,999	302	319	-5.3	620	724	-14.4	200,000-249,999	95	144	-34.0	278	364	-23.6
250,000-299,999	359	411	-12.7	704	782	-10.0	250,000-299,999	122	155	-21.3	320	371	-13.7
300,000-349,999	316	324	-2.5	577	566	1.9	300,000-349,999	112	122	-8.2	270	274	-1.5
350,000-399,999	296	316	-6.3	503	524	-4.0	350,000-399,999	78	117	-33.3	193	240	-19.6
400,000-449,999	180	183	-1.6	317	301	5.3	400,000-449,999	50	57	-12.3	111	131	-15.3
450,000-499,999	163	193	-15.5	256	287	-10.8	450,000-499,999	36	50	-28.0	91	93	-2.2
500,000-549,999	97	93	4.3	163	141	15.6	500,000-549,999	27	28	-3.6	60	53	13.2
550,000-599,999	123	138	-10.9	194	186	4.3	550,000-599,999	23	28	-17.9	61	66	-7.6
600,000-649,999	73	60	21.7	99	92	7.6	600,000-649,999	13	13	0.0	29	29	0.0
650,000-699,999	96	128	-25.0	122	161	-24.2	650,000-699,999	16	18	-11.1	30	38	-21.1
700,000-749,999	55	48	14.6	73	57	28.1	700,000-749,999	11	6	83.3	25	10	150.0
750,000-799,999	70	68	2.9	92	83	10.8	750,000-799,999	13	12	8.3	23	30	-23.3
800,000-849,999	31	23	34.8	41	36	13.9	800,000-849,999	3	4	-25.0	9	8	12.5
850,000-899,999	57	52	9.6	77	69	11.6	850,000-899,999	3	12	-75.0	16	21	-23.8
900,000-949,999	24	19	26.3	31	27	14.8	900,000-949,999	1	3	-66.7	8	7	14.3
950,000-999,999	45	46	-2.2	61	61	0.0	950,000-999,999	4	7	-42.9	11	14	-21.4
1,000,000-1,099,999	10	11	-9.1	14	16	-12.5	1,000,000-1,099,999	3	0	N/A	5	1	400.0
1,100,000-1,199,999	35	35	0.0	44	47	-6.4	1,100,000-1,199,999	5	8	-37.5	11	11	0.0
1,200,000-1,299,999	40	41	-2.4	62	50	24.0	1,200,000-1,299,999	4	3	33.3	11	7	57.1
1,300,000-1,399,999	29	31	-6.5	39	37	5.4	1,300,000-1,399,999	2	2	0.0	4	7	-42.9
1,400,000-1,499,999	19	29	-34.5	27	35	-22.9	1,400,000-1,499,999	1	2	-50.0	1	7	-85.7
1,500,000-1,599,999	25	29	-13.8	34	31	9.7	1,500,000-1,599,999	2	3	-33.3	5	6	-16.7
1,600,000-1,699,999	20	22	-9.1	20	31	-35.5	1,600,000-1,699,999	0	2	-100.0	1	3	-66.7
1,700,000-1,799,999	20	24	-16.7	25	28	-10.7	1,700,000-1,799,999	1	3	-66.7	4	5	-20.0
1,800,000-1,899,999	16	16	0.0	22	23	-4.3	1,800,000-1,899,999	3	3	0.0	5	8	-37.5
1,900,000-1,999,999	24	24	0.0	30	34	-11.8	1,900,000-1,999,999	0	0	0.0	4	5	-20.0
2,000,000-2,249,999	19	18	5.6	27	21	28.6	2,000,000-2,249,999	2	2	0.0	5	5	0.0
2,250,000-2,499,999	24	25	-4.0	29	33	-12.1	2,250,000-2,499,999	2	1	100.0	4	8	-50.0
2,500,000-2,749,999	14	11	27.3	19	11	72.7	2,500,000-2,749,999	1	0	N/A	1	4	-75.0
2,750,000-2,999,999	19	17	11.8	22	27	-18.5	2,750,000-2,999,999	2	1	100.0	3	3	0.0
3,000,000-3,249,999	3	4	-25.0	4	4	0.0	3,000,000-3,249,999	0	0	0.0	0	1	-100.0
3,250,000-3,499,999	10	10	0.0	12	11	9.1	3,250,000-3,499,999	1	1	0.0	1	2	-50.0
3,500,000-3,749,999	4	6	-33.3	5	7	-28.6	3,500,000-3,749,999	0	1	-100.0	0	1	-100.0
3,750,000-3,999,999	10	12	-16.7	11	13	-15.4	3,750,000-3,999,999	1	1	0.0	3	2	50.0
4,000,000-4,249,999	1	0	N/A	1	0	N/A	4,000,000-4,249,999	0	0	0.0	0	0	0.0
4,250,000-4,499,999	4	3	33.3	5	6	-16.7	4,250,000-4,499,999	0	1	-100.0	1	1	0.0
4,500,000-4,749,999	3	3	0.0	4	4	0.0	4,500,000-4,749,999	1	0	N/A	2	2	0.0
4,750,000-4,999,999	7	6	16.7	8	6	33.3	4,750,000-4,999,999	1	0	N/A	1	0	N/A
5,000,000+	29	30	-3.3	34	40	-15.0	5,000,000+	2	2	0.0	4	7	-42.9
Totals	3290	3615	-9.0	5646	6114	-7.7	Totals	826	1049	-21.3	2109	2475	-14.8

All information is subject to change, is deemed reliable but is not guaranteed, and should be independently verified. The information being provided is for consumers' personal, non-commercial use and may not be used for any other purpose other than to identify prospective properties consumers may be interested in purchasing. © 2019 Montana Regional MLS, LLC and FBS. All Rights Reserved. Prepared by Casey Robinson, SFR, CRS, BRA, GRI on Tuesday, April 23, 2019 2:02 PM.