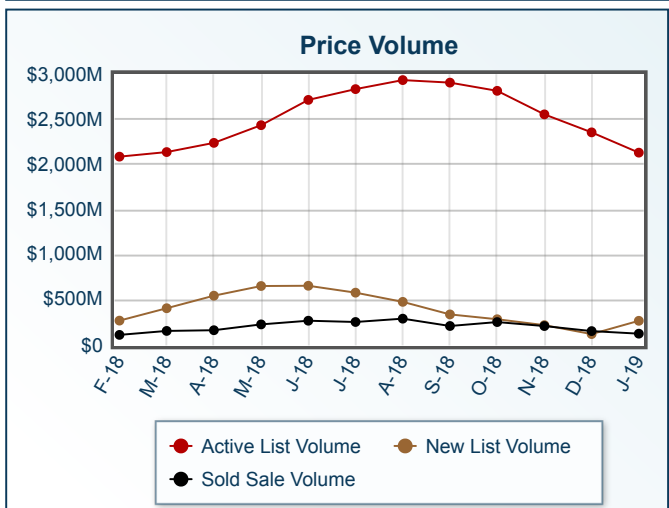
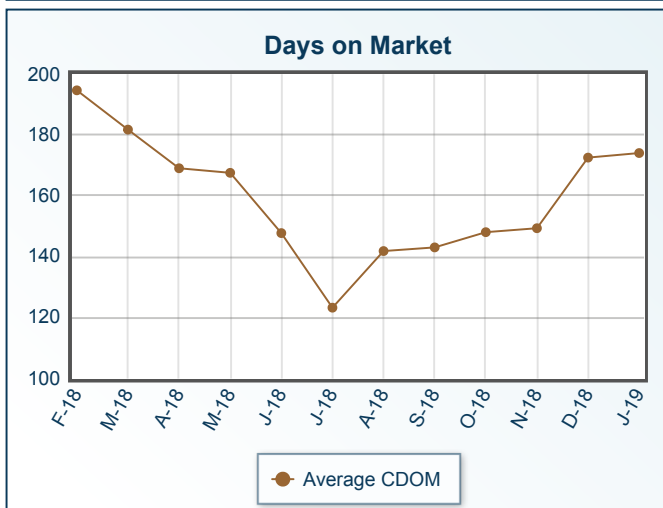
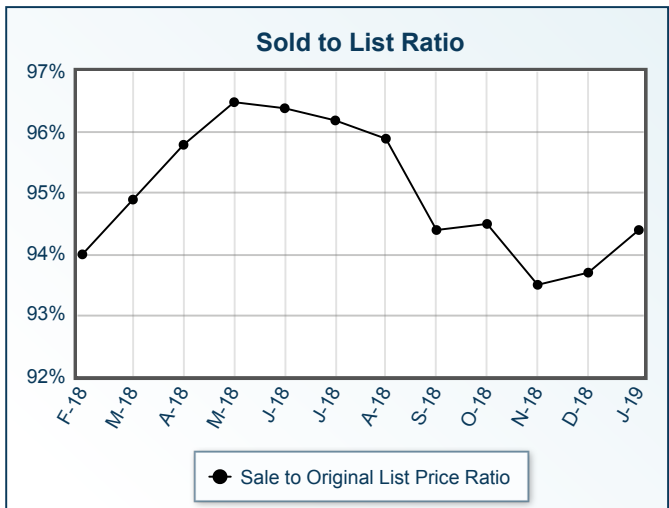
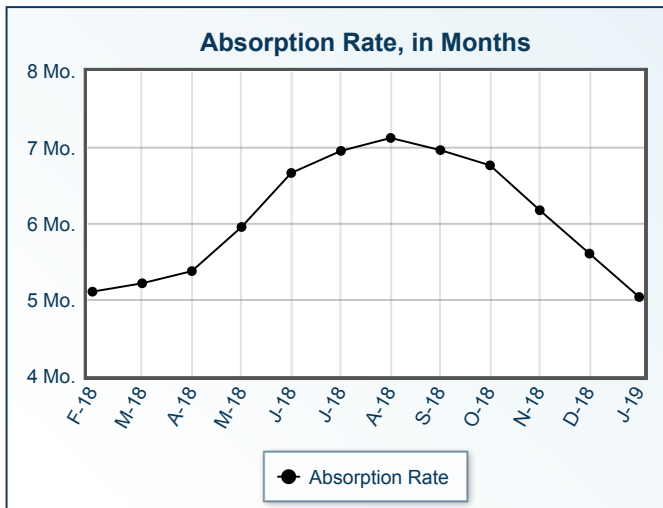
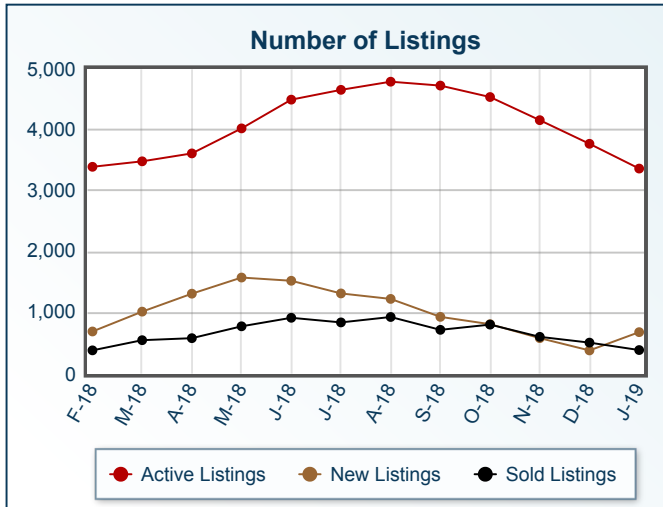


Market Summary

Residential, January 2019



Summary Statistics						
	Jan-19	Jan-18	% Chg	2019 YTD	2018 YTD	% Chg
Absorption Rate	5.04	5.15	-2.14	5.04	5.15	-2.14
Average List Price	\$632,895	\$618,243	2.37	\$593,570	\$579,695	2.39
Median List Price	\$359,900	\$349,000	3.12	\$345,960	\$329,000	5.16
Average Sale Price	\$334,541	\$292,228	14.48	\$334,541	\$292,228	14.48
Median Sale Price	\$265,000	\$247,450	7.09	\$265,000	\$247,450	7.09
Average CDOM	174	183	-4.92	174	183	-4.92
Median CDOM	114	115	-0.87	122	118	3.39

	Sold Listings			Year to Date		
	This Month			Year to Date		
	2019	2018	% Chg	2019	2018	% Chg
0-99,999	21	26	-19.2	21	26	-19.2
100,000-149,999	32	35	-8.6	32	35	-8.6
150,000-199,999	45	71	-36.6	45	71	-36.6
200,000-249,999	73	69	5.8	73	69	5.8
250,000-299,999	62	71	-12.7	62	71	-12.7
300,000-349,999	50	33	51.5	50	33	51.5
350,000-399,999	33	30	10.0	33	30	10.0
400,000-449,999	17	16	6.3	17	16	6.3
450,000-499,999	14	10	40.0	14	10	40.0
500,000-549,999	7	7	0.0	7	7	0.0
550,000-599,999	5	7	-28.6	5	7	-28.6
600,000-649,999	4	6	-33.3	4	6	-33.3
650,000-699,999	6	4	50.0	6	4	50.0
700,000-749,999	5	1	400.0	5	1	400.0
750,000-799,999	1	3	-66.7	1	3	-66.7
800,000-849,999	1	1	0.0	1	1	0.0
850,000-899,999	2	1	100.0	2	1	100.0
900,000-949,999	1	1	0.0	1	1	0.0
950,000-999,999	2	0	N/A	2	0	N/A
1,000,000-1,099,999	1	0	N/A	1	0	N/A
1,100,000-1,199,999	1	1	0.0	1	1	0.0
1,200,000-1,299,999	0	1	-100.0	0	1	-100.0
1,300,000-1,399,999	1	1	0.0	1	1	0.0
1,400,000-1,499,999	0	0	0.0	0	0	0.0
1,500,000-1,599,999	0	1	-100.0	0	1	-100.0
1,600,000-1,699,999	1	0	N/A	1	0	N/A
1,700,000-1,799,999	0	0	0.0	0	0	0.0
1,800,000-1,899,999	1	0	N/A	1	0	N/A
1,900,000-1,999,999	0	0	0.0	0	0	0.0
2,000,000-2,249,999	0	1	-100.0	0	1	-100.0
2,250,000-2,499,999	0	0	0.0	0	0	0.0
2,500,000-2,749,999	1	1	0.0	1	1	0.0
2,750,000-2,999,999	0	0	0.0	0	0	0.0
3,000,000-3,249,999	0	0	0.0	0	0	0.0
3,250,000-3,499,999	0	0	0.0	0	0	0.0
3,500,000-3,749,999	0	0	0.0	0	0	0.0
3,750,000-3,999,999	0	0	0.0	0	0	0.0
4,000,000-4,249,999	0	0	0.0	0	0	0.0
4,250,000-4,499,999	0	0	0.0	0	0	0.0
4,500,000-4,749,999	0	0	0.0	0	0	0.0
4,750,000-4,999,999	0	0	0.0	0	0	0.0
5,000,000+	1	0	N/A	1	0	N/A
Totals	388	398	-2.5	388	398	-2.5

	Pending Listings			Year to Date		
	This Month			Year to Date		
	2019	2018	% Chg	2019	2018	% Chg
0-99,999	35	34	2.9	35	34	2.9
100,000-149,999	51	34	50.0	51	34	50.0
150,000-199,999	74	71	4.2	74	71	4.2
200,000-249,999	113	97	16.5	113	97	16.5
250,000-299,999	86	96	-10.4	86	96	-10.4
300,000-349,999	56	48	16.7	56	48	16.7
350,000-399,999	51	32	59.4	51	32	59.4
400,000-449,999	31	24	29.2	31	24	29.2
450,000-499,999	23	15	53.3	23	15	53.3
500,000-549,999	14	11	27.3	14	11	27.3
550,000-599,999	14	8	75.0	14	8	75.0
600,000-649,999	4	6	-33.3	4	6	-33.3
650,000-699,999	4	3	33.3	4	3	33.3
700,000-749,999	3	2	50.0	3	2	50.0
750,000-799,999	3	1	200.0	3	1	200.0
800,000-849,999	0	0	0.0	0	0	0.0
850,000-899,999	3	1	200.0	3	1	200.0
900,000-949,999	2	0	N/A	2	0	N/A
950,000-999,999	1	1	0.0	1	1	0.0
1,000,000-1,099,999	1	2	-50.0	1	2	-50.0
1,100,000-1,199,999	1	0	N/A	1	0	N/A
1,200,000-1,299,999	1	0	N/A	1	0	N/A
1,300,000-1,399,999	0	0	0.0	0	0	0.0
1,400,000-1,499,999	4	2	100.0	4	2	100.0
1,500,000-1,599,999	2	0	N/A	2	0	N/A
1,600,000-1,699,999	0	1	-100.0	0	1	-100.0
1,700,000-1,799,999	0	0	0.0	0	0	0.0
1,800,000-1,899,999	1	0	N/A	1	0	N/A
1,900,000-1,999,999	1	2	-50.0	1	2	-50.0
2,000,000-2,249,999	0	0	0.0	0	0	0.0
2,250,000-2,499,999	0	0	0.0	0	0	0.0
2,500,000-2,749,999	0	0	0.0	0	0	0.0
2,750,000-2,999,999	0	0	0.0	0	0	0.0
3,000,000-3,249,999	0	0	0.0	0	0	0.0
3,250,000-3,499,999	0	0	0.0	0	0	0.0
3,500,000-3,749,999	0	0	0.0	0	0	0.0
3,750,000-3,999,999	0	0	0.0	0	0	0.0
4,000,000-4,249,999	0	0	0.0	0	0	0.0
4,250,000-4,499,999	0	0	0.0	0	0	0.0
4,500,000-4,749,999	0	0	0.0	0	0	0.0
4,750,000-4,999,999	0	0	0.0	0	0	0.0
5,000,000+	1	1	0.0	1	1	0.0
Totals	580	492	17.9	580	492	17.9

Active Listings	This Month			Year to Date			New Listings	This Month			Year to Date		
	2019	2018	% Chg	2019	2018	% Chg		2019	2018	% Chg	2019	2018	% Chg
	0-99,999	169	232	-27.2	209	274		-23.7	0-99,999	33	53	-37.7	33
100,000-149,999	224	240	-6.7	276	293	-5.8	100,000-149,999	54	57	-5.3	54	57	-5.3
150,000-199,999	243	322	-24.5	331	404	-18.1	150,000-199,999	76	78	-2.6	76	78	-2.6
200,000-249,999	330	320	3.1	424	455	-6.8	200,000-249,999	92	103	-10.7	92	103	-10.7
250,000-299,999	366	370	-1.1	471	502	-6.2	250,000-299,999	103	106	-2.8	103	106	-2.8
300,000-349,999	304	286	6.3	383	350	9.4	300,000-349,999	85	66	28.8	85	66	28.8
350,000-399,999	291	276	5.4	362	323	12.1	350,000-399,999	62	45	37.8	62	45	37.8
400,000-449,999	197	176	11.9	235	207	13.5	400,000-449,999	34	38	-10.5	34	38	-10.5
450,000-499,999	165	189	-12.7	193	209	-7.7	450,000-499,999	31	20	55.0	31	20	55.0
500,000-549,999	92	85	8.2	113	103	9.7	500,000-549,999	21	17	23.5	21	17	23.5
550,000-599,999	139	113	23.0	158	131	20.6	550,000-599,999	19	14	35.7	19	14	35.7
600,000-649,999	74	57	29.8	80	69	15.9	600,000-649,999	13	7	85.7	13	7	85.7
650,000-699,999	87	122	-28.7	92	130	-29.2	650,000-699,999	8	11	-27.3	8	11	-27.3
700,000-749,999	47	48	-2.1	55	51	7.8	700,000-749,999	8	4	100.0	8	4	100.0
750,000-799,999	70	58	20.7	76	63	20.6	750,000-799,999	7	9	-22.2	7	9	-22.2
800,000-849,999	33	28	17.9	35	30	16.7	800,000-849,999	0	2	-100.0	0	2	-100.0
850,000-899,999	63	45	40.0	66	50	32.0	850,000-899,999	4	4	0.0	4	4	0.0
900,000-949,999	18	17	5.9	22	20	10.0	900,000-949,999	2	0	N/A	2	0	N/A
950,000-999,999	49	46	6.5	52	51	2.0	950,000-999,999	3	4	-25.0	3	4	-25.0
1,000,000-1,099,999	6	15	-60.0	8	15	-46.7	1,000,000-1,099,999	2	0	N/A	2	0	N/A
1,100,000-1,199,999	28	33	-15.2	33	37	-10.8	1,100,000-1,199,999	3	3	0.0	3	3	0.0
1,200,000-1,299,999	50	44	13.6	53	46	15.2	1,200,000-1,299,999	3	2	50.0	3	2	50.0
1,300,000-1,399,999	36	32	12.5	38	33	15.2	1,300,000-1,399,999	1	3	-66.7	1	3	-66.7
1,400,000-1,499,999	22	25	-12.0	26	29	-10.3	1,400,000-1,499,999	0	2	-100.0	0	2	-100.0
1,500,000-1,599,999	29	26	11.5	32	29	10.3	1,500,000-1,599,999	2	3	-33.3	2	3	-33.3
1,600,000-1,699,999	19	26	-26.9	19	27	-29.6	1,600,000-1,699,999	0	0	0.0	0	0	0.0
1,700,000-1,799,999	19	24	-20.8	20	25	-20.0	1,700,000-1,799,999	1	1	0.0	1	1	0.0
1,800,000-1,899,999	18	13	38.5	21	17	23.5	1,800,000-1,899,999	1	3	-66.7	1	3	-66.7
1,900,000-1,999,999	26	27	-3.7	28	32	-12.5	1,900,000-1,999,999	4	3	33.3	4	3	33.3
2,000,000-2,249,999	25	17	47.1	28	20	40.0	2,000,000-2,249,999	3	2	50.0	3	2	50.0
2,250,000-2,499,999	23	22	4.5	25	27	-7.4	2,250,000-2,499,999	2	3	-33.3	2	3	-33.3
2,500,000-2,749,999	16	10	60.0	19	11	72.7	2,500,000-2,749,999	0	3	-100.0	0	3	-100.0
2,750,000-2,999,999	13	22	-40.9	14	23	-39.1	2,750,000-2,999,999	0	0	0.0	0	0	0.0
3,000,000-3,249,999	7	4	75.0	7	5	40.0	3,000,000-3,249,999	0	1	-100.0	0	1	-100.0
3,250,000-3,499,999	12	9	33.3	12	9	33.3	3,250,000-3,499,999	0	0	0.0	0	0	0.0
3,500,000-3,749,999	4	6	-33.3	4	6	-33.3	3,500,000-3,749,999	0	0	0.0	0	0	0.0
3,750,000-3,999,999	8	11	-27.3	9	12	-25.0	3,750,000-3,999,999	1	1	0.0	1	1	0.0
4,000,000-4,249,999	2	0	N/A	2	0	N/A	4,000,000-4,249,999	0	0	0.0	0	0	0.0
4,250,000-4,499,999	4	5	-20.0	5	5	0.0	4,250,000-4,499,999	1	0	N/A	1	0	N/A
4,500,000-4,749,999	3	3	0.0	4	4	0.0	4,500,000-4,749,999	1	1	0.0	1	1	0.0
4,750,000-4,999,999	6	6	0.0	6	6	0.0	4,750,000-4,999,999	0	0	0.0	0	0	0.0
5,000,000+	32	33	-3.0	33	34	-2.9	5,000,000+	2	2	0.0	2	2	0.0
Totals	3369	3443	-2.1	4079	4167	-2.1	Totals	682	671	1.6	682	671	1.6

All information is subject to change, is deemed reliable but is not guaranteed, and should be independently verified. The information being provided is for consumers' personal, non-commercial use and may not be used for any other purpose other than to identify prospective properties consumers may be interested in purchasing. © 2019 Montana Regional MLS, LLC and FBS. All Rights Reserved. Prepared by Casey Robinson, SFR, CRS, BRA, GRI on Tuesday, February 05, 2019 10:16 AM.