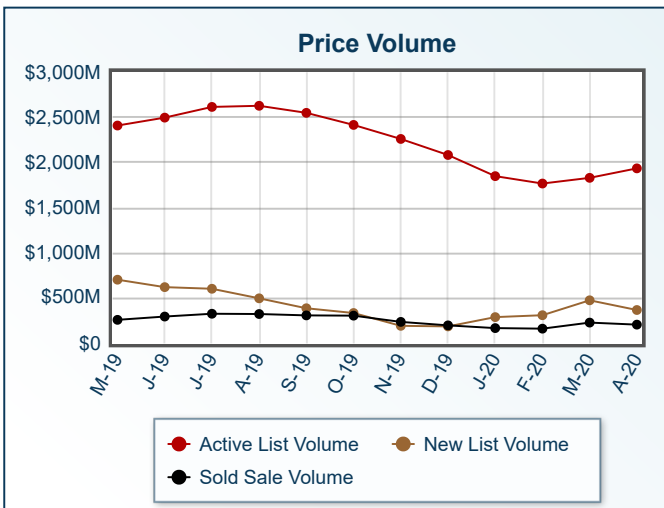
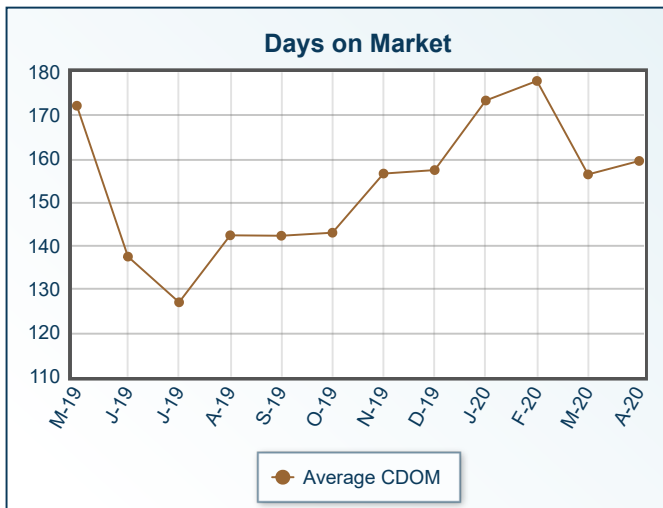
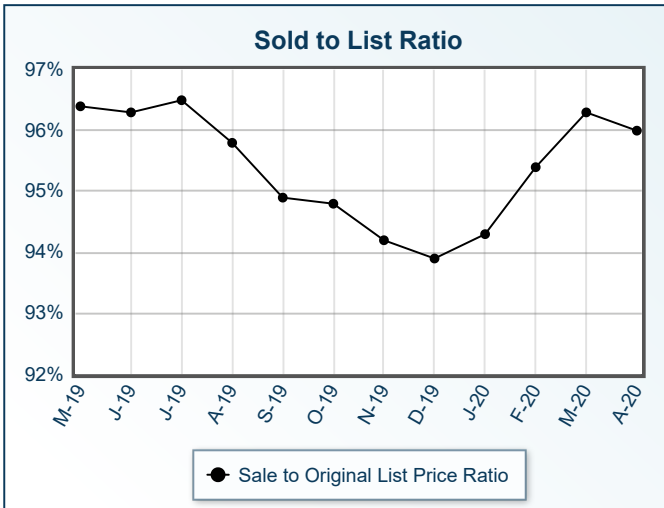
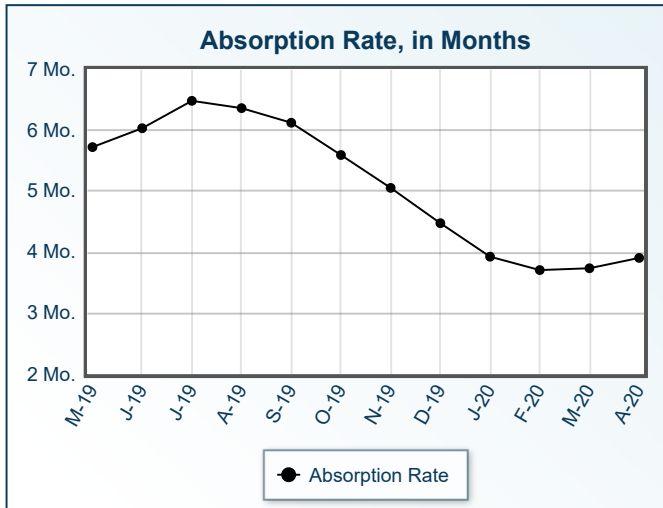
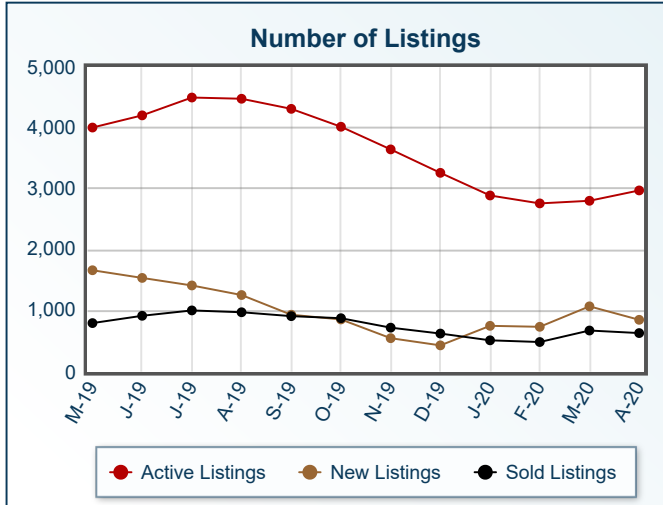


Market Summary

Residential, April 2020



Summary Statistics						
	Apr-20	Apr-19	% Chg	2020 YTD	2019 YTD	% Chg
Absorption Rate	3.91	5.23	-25.24	3.82	5.18	-26.25
Average List Price	\$650,570	\$610,982	6.48	\$527,344	\$509,240	3.56
Median List Price	\$375,000	\$364,100	2.99	\$330,000	\$325,000	1.54
Average Sale Price	\$328,263	\$336,305	-2.39	\$333,993	\$319,672	4.48
Median Sale Price	\$289,850	\$268,000	8.15	\$285,000	\$265,000	7.55
Average CDOM	159	183	-13.11	165	177	-6.78
Median CDOM	80	91	-12.09	109	124	-12.10

Sold Listings	This Month			Year to Date			Pending Listings	This Month			Year to Date		
	2020	2019	% Chg	2020	2019	% Chg		2020	2019	% Chg	2020	2019	% Chg
	0-99,999	23	30	-23.3	104	129		-19.4	0-99,999	26	41	-36.6	106
100,000-149,999	36	53	-32.1	158	174	-9.2	100,000-149,999	31	59	-47.5	157	207	-24.2
150,000-199,999	71	75	-5.3	271	240	12.9	150,000-199,999	79	90	-12.2	327	302	8.3
200,000-249,999	99	104	-4.8	360	341	5.6	200,000-249,999	99	131	-24.4	431	426	1.2
250,000-299,999	104	110	-5.5	382	332	15.1	250,000-299,999	127	150	-15.3	446	445	0.2
300,000-349,999	104	71	46.5	329	237	38.8	300,000-349,999	110	124	-11.3	395	330	19.7
350,000-399,999	71	54	31.5	233	160	45.6	350,000-399,999	83	93	-10.8	288	240	20.0
400,000-449,999	38	25	52.0	124	94	31.9	400,000-449,999	45	53	-15.1	161	137	17.5
450,000-499,999	20	18	11.1	84	60	40.0	450,000-499,999	24	36	-33.3	111	90	23.3
500,000-549,999	24	29	-17.2	56	60	-6.7	500,000-549,999	16	20	-20.0	58	64	-9.4
550,000-599,999	12	14	-14.3	56	35	60.0	550,000-599,999	19	18	5.6	78	59	32.2
600,000-649,999	8	6	33.3	28	19	47.4	600,000-649,999	14	8	75.0	44	24	83.3
650,000-699,999	5	4	25.0	19	17	11.8	650,000-699,999	4	10	-60.0	28	25	12.0
700,000-749,999	3	1	200.0	17	11	54.5	700,000-749,999	5	3	66.7	18	12	50.0
750,000-799,999	1	4	-75.0	18	10	80.0	750,000-799,999	7	8	-12.5	22	22	0.0
800,000-849,999	1	4	-75.0	4	8	-50.0	800,000-849,999	4	3	33.3	7	7	0.0
850,000-899,999	0	1	-100.0	10	7	42.9	850,000-899,999	5	2	150.0	13	12	8.3
900,000-949,999	2	4	-50.0	5	5	0.0	900,000-949,999	0	1	-100.0	4	8	-50.0
950,000-999,999	0	1	-100.0	5	4	25.0	950,000-999,999	1	4	-75.0	7	6	16.7
1,000,000-1,099,999	3	2	50.0	7	10	-30.0	1,000,000-1,099,999	1	1	0.0	2	3	-33.3
1,100,000-1,199,999	0	2	-100.0	8	4	100.0	1,100,000-1,199,999	4	2	100.0	11	7	57.1
1,200,000-1,299,999	3	4	-25.0	4	8	-50.0	1,200,000-1,299,999	1	0	N/A	4	10	-60.0
1,300,000-1,399,999	1	1	0.0	8	4	100.0	1,300,000-1,399,999	3	1	200.0	9	3	200.0
1,400,000-1,499,999	1	2	-50.0	4	5	-20.0	1,400,000-1,499,999	0	0	0.0	7	5	40.0
1,500,000-1,599,999	0	3	-100.0	1	4	-75.0	1,500,000-1,599,999	1	1	0.0	4	6	-33.3
1,600,000-1,699,999	0	1	-100.0	1	3	-66.7	1,600,000-1,699,999	1	1	0.0	3	1	200.0
1,700,000-1,799,999	1	0	N/A	3	2	50.0	1,700,000-1,799,999	0	1	-100.0	0	1	-100.0
1,800,000-1,899,999	1	1	0.0	2	3	-33.3	1,800,000-1,899,999	0	0	0.0	1	3	-66.7
1,900,000-1,999,999	0	1	-100.0	1	1	0.0	1,900,000-1,999,999	0	0	0.0	4	1	300.0
2,000,000-2,249,999	0	1	-100.0	1	1	0.0	2,000,000-2,249,999	2	1	100.0	5	6	-16.7
2,250,000-2,499,999	0	0	0.0	2	0	N/A	2,250,000-2,499,999	0	0	0.0	0	1	-100.0
2,500,000-2,749,999	0	1	-100.0	1	2	-50.0	2,500,000-2,749,999	0	0	0.0	2	0	N/A
2,750,000-2,999,999	1	1	0.0	1	2	-50.0	2,750,000-2,999,999	1	1	0.0	2	3	-33.3
3,000,000-3,249,999	1	0	N/A	1	0	N/A	3,000,000-3,249,999	0	0	0.0	0	0	0.0
3,250,000-3,499,999	0	0	0.0	1	0	N/A	3,250,000-3,499,999	0	0	0.0	2	0	N/A
3,500,000-3,749,999	0	0	0.0	1	0	N/A	3,500,000-3,749,999	0	0	0.0	1	0	N/A
3,750,000-3,999,999	0	0	0.0	0	0	0.0	3,750,000-3,999,999	0	0	0.0	1	0	N/A
4,000,000-4,249,999	0	0	0.0	0	0	0.0	4,000,000-4,249,999	0	0	0.0	0	0	0.0
4,250,000-4,499,999	0	0	0.0	0	0	0.0	4,250,000-4,499,999	0	0	0.0	0	0	0.0
4,500,000-4,749,999	0	0	0.0	1	0	N/A	4,500,000-4,749,999	0	0	0.0	0	0	0.0
4,750,000-4,999,999	0	0	0.0	0	0	0.0	4,750,000-4,999,999	0	0	0.0	0	0	0.0
5,000,000+	0	0	0.0	1	1	0.0	5,000,000+	0	0	0.0	0	1	-100.0
Totals	634	628	1.0	2312	1993	16.0	Totals	713	863	-17.4	2759	2600	6.1

Active Listings	This Month			Year to Date			New Listings	This Month			Year to Date		
	2020	2019	% Chg	2020	2019	% Chg		2020	2019	% Chg	2020	2019	% Chg
	0-99,999	132	171	-22.8	258	355		-27.3	0-99,999	27	53	-49.1	108
100,000-149,999	178	229	-22.3	360	498	-27.7	100,000-149,999	37	76	-51.3	182	243	-25.1
150,000-199,999	237	271	-12.5	606	660	-8.2	150,000-199,999	82	131	-37.4	355	380	-6.6
200,000-249,999	242	296	-18.2	717	815	-12.0	200,000-249,999	92	168	-45.2	449	455	-1.3
250,000-299,999	337	417	-19.2	825	962	-14.2	250,000-299,999	120	229	-47.6	496	551	-10.0
300,000-349,999	250	364	-31.3	687	760	-9.6	300,000-349,999	115	152	-24.3	406	425	-4.5
350,000-399,999	272	358	-24.0	606	676	-10.4	350,000-399,999	99	130	-23.8	367	325	12.9
400,000-449,999	176	199	-11.6	377	412	-8.5	400,000-449,999	47	80	-41.2	218	192	13.5
450,000-499,999	165	205	-19.5	332	354	-6.2	450,000-499,999	54	85	-36.5	196	175	12.0
500,000-549,999	88	114	-22.8	156	217	-28.1	500,000-549,999	26	41	-36.6	100	103	-2.9
550,000-599,999	131	130	0.8	236	238	-0.8	550,000-599,999	25	49	-49.0	110	107	2.8
600,000-649,999	79	89	-11.2	143	132	8.3	600,000-649,999	26	24	8.3	81	49	65.3
650,000-699,999	79	109	-27.5	140	148	-5.4	650,000-699,999	18	18	0.0	56	50	12.0
700,000-749,999	34	58	-41.4	64	88	-27.3	700,000-749,999	3	13	-76.9	23	38	-39.5
750,000-799,999	73	82	-11.0	118	115	2.6	750,000-799,999	14	15	-6.7	39	39	0.0
800,000-849,999	30	28	7.1	37	46	-19.6	800,000-849,999	2	5	-60.0	13	15	-13.3
850,000-899,999	52	52	0.0	83	89	-6.7	850,000-899,999	10	11	-9.1	33	27	22.2
900,000-949,999	19	20	-5.0	34	31	9.7	900,000-949,999	3	3	0.0	15	9	66.7
950,000-999,999	49	48	2.1	68	76	-10.5	950,000-999,999	4	14	-71.4	15	22	-31.8
1,000,000-1,099,999	12	13	-7.7	18	19	-5.3	1,000,000-1,099,999	1	1	0.0	6	8	-25.0
1,100,000-1,199,999	40	41	-2.4	63	56	12.5	1,100,000-1,199,999	8	7	14.3	21	20	5.0
1,200,000-1,299,999	31	42	-26.2	49	75	-34.7	1,200,000-1,299,999	3	7	-57.1	17	15	13.3
1,300,000-1,399,999	23	37	-37.8	37	52	-28.8	1,300,000-1,399,999	6	5	20.0	15	10	50.0
1,400,000-1,499,999	23	26	-11.5	39	38	2.6	1,400,000-1,499,999	5	7	-28.6	17	8	112.5
1,500,000-1,599,999	20	18	11.1	30	32	-6.2	1,500,000-1,599,999	7	0	N/A	12	6	100.0
1,600,000-1,699,999	20	28	-28.6	26	31	-16.1	1,600,000-1,699,999	1	2	-50.0	7	5	40.0
1,700,000-1,799,999	17	22	-22.7	22	31	-29.0	1,700,000-1,799,999	3	4	-25.0	4	9	-55.6
1,800,000-1,899,999	9	15	-40.0	14	22	-36.4	1,800,000-1,899,999	2	1	100.0	5	2	150.0
1,900,000-1,999,999	18	19	-5.3	27	29	-6.9	1,900,000-1,999,999	4	2	100.0	10	5	100.0
2,000,000-2,249,999	16	25	-36.0	26	35	-25.7	2,000,000-2,249,999	0	5	-100.0	3	10	-70.0
2,250,000-2,499,999	24	17	41.2	32	24	33.3	2,250,000-2,499,999	2	3	-33.3	5	6	-16.7
2,500,000-2,749,999	15	15	0.0	21	24	-12.5	2,500,000-2,749,999	0	2	-100.0	5	4	25.0
2,750,000-2,999,999	17	18	-5.6	21	24	-12.5	2,750,000-2,999,999	0	2	-100.0	3	5	-40.0
3,000,000-3,249,999	1	1	0.0	3	2	50.0	3,000,000-3,249,999	2	0	N/A	2	0	N/A
3,250,000-3,499,999	6	13	-53.8	12	15	-20.0	3,250,000-3,499,999	2	0	N/A	2	0	N/A
3,500,000-3,749,999	2	8	-75.0	5	9	-44.4	3,500,000-3,749,999	0	0	0.0	1	0	N/A
3,750,000-3,999,999	9	9	0.0	11	12	-8.3	3,750,000-3,999,999	0	1	-100.0	1	5	-80.0
4,000,000-4,249,999	3	5	-40.0	4	5	-20.0	4,000,000-4,249,999	1	1	0.0	2	2	0.0
4,250,000-4,499,999	8	8	0.0	9	9	0.0	4,250,000-4,499,999	0	1	-100.0	0	2	-100.0
4,500,000-4,749,999	5	3	66.7	6	4	50.0	4,500,000-4,749,999	0	0	0.0	1	2	-50.0
4,750,000-4,999,999	5	10	-50.0	7	10	-30.0	4,750,000-4,999,999	0	1	-100.0	3	3	0.0
5,000,000+	30	25	20.0	36	33	9.1	5,000,000+	1	2	-50.0	11	4	175.0
Totals	2977	3658	-18.6	6365	7263	-12.4	Totals	852	1351	-36.9	3415	3486	-2.0

All information is subject to change, is deemed reliable but is not guaranteed, and should be independently verified. The information being provided is for consumers' personal, non-commercial use and may not be used for any other purpose other than to identify prospective properties consumers may be interested in purchasing. © 2020 Montana Regional MLS, LLC and FBS. All Rights Reserved. Prepared by Casey Robinson, GRI on Tuesday, June 09, 2020 2:52 PM.