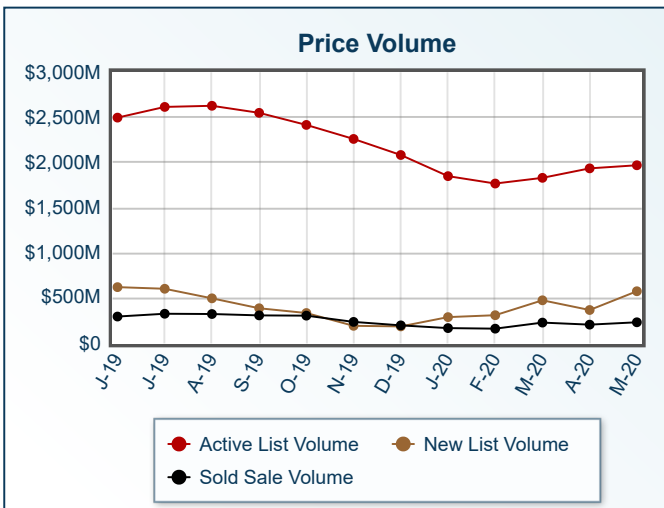
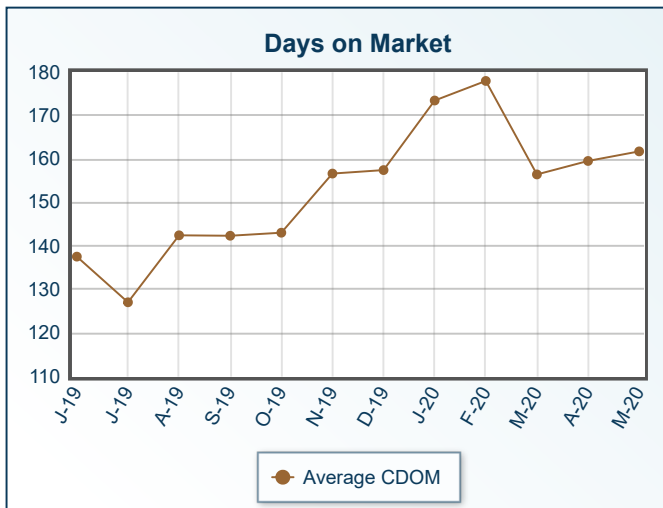
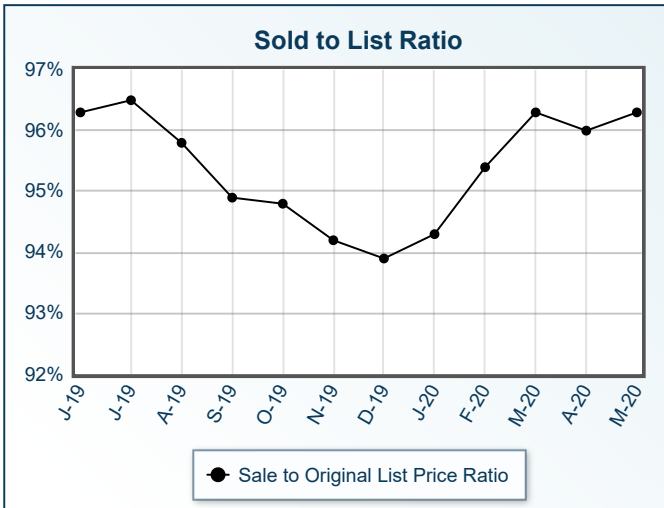
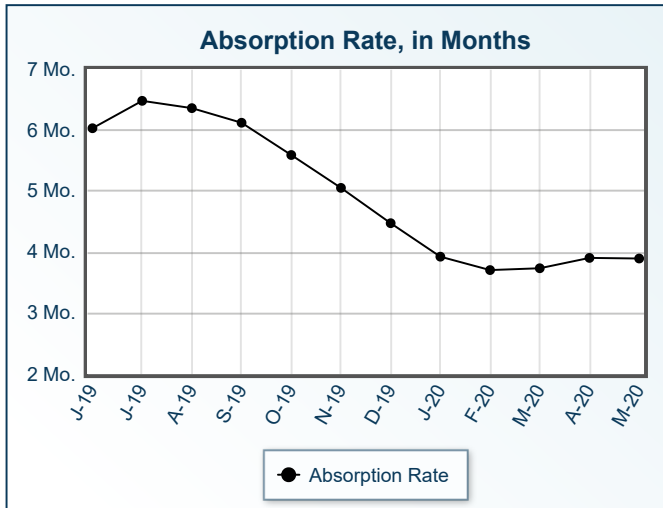
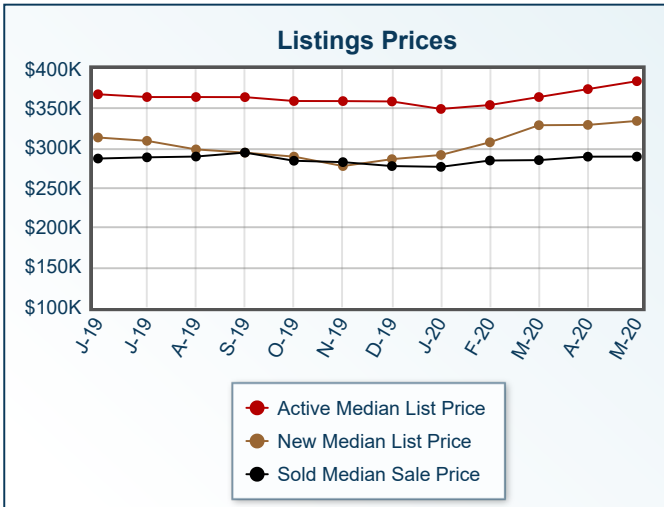
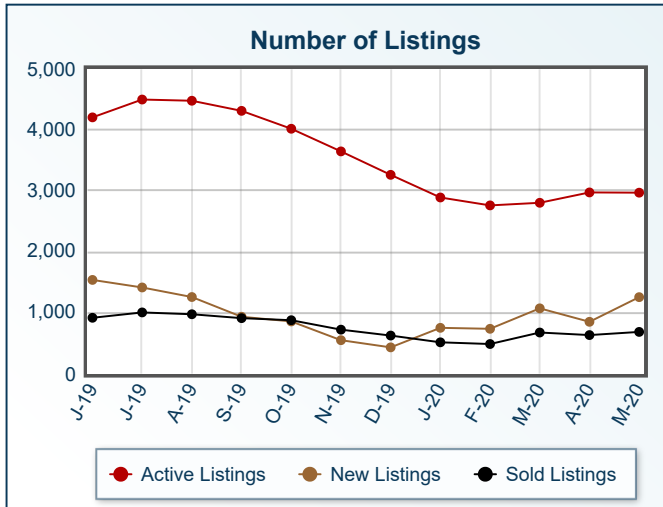


# Market Summary

Residential, May 2020



Summary Statistics						
	May-20	May-19	% Chg	2020 YTD	2019 YTD	% Chg
Absorption Rate	3.9	5.73	-31.94	3.84	5.29	-27.41
Average List Price	\$662,990	\$601,142	10.29	\$516,202	\$493,210	4.66
Median List Price	\$385,000	\$364,900	5.51	\$330,000	\$324,900	1.57
Average Sale Price	\$341,314	\$327,185	4.32	\$335,668	\$321,820	4.30
Median Sale Price	\$289,950	\$280,000	3.55	\$285,000	\$270,000	5.56
Average CDOM	161	172	-6.40	164	175	-6.29
Median CDOM	74	79	-6.33	99	117	-15.38

Sold Listings	This Month			Year to Date			Pending Listings	This Month			Year to Date		
	2020	2019	% Chg	2020	2019	% Chg		2020	2019	% Chg	2020	2019	% Chg
	0-99,999	30	36	-16.7	134	165		-18.8	0-99,999	35	43	-18.6	141
100,000-149,999	36	59	-39.0	194	233	-16.7	100,000-149,999	52	53	-1.9	209	260	-19.6
150,000-199,999	68	85	-20.0	339	325	4.3	150,000-199,999	103	115	-10.4	430	417	3.1
200,000-249,999	108	135	-20.0	468	476	-1.7	200,000-249,999	148	138	7.2	579	564	2.7
250,000-299,999	129	132	-2.3	511	464	10.1	250,000-299,999	191	197	-3.0	637	642	-0.8
300,000-349,999	90	107	-15.9	419	344	21.8	300,000-349,999	163	135	20.7	558	465	20.0
350,000-399,999	55	74	-25.7	288	234	23.1	350,000-399,999	132	117	12.8	420	357	17.6
400,000-449,999	50	49	2.0	174	143	21.7	400,000-449,999	60	63	-4.8	221	200	10.5
450,000-499,999	27	30	-10.0	111	90	23.3	450,000-499,999	60	54	11.1	171	144	18.8
500,000-549,999	18	18	0.0	74	78	-5.1	500,000-549,999	33	34	-2.9	91	98	-7.1
550,000-599,999	24	18	33.3	80	53	50.9	550,000-599,999	30	26	15.4	108	85	27.1
600,000-649,999	13	8	62.5	41	27	51.9	600,000-649,999	20	14	42.9	64	38	68.4
650,000-699,999	8	11	-27.3	27	28	-3.6	650,000-699,999	24	11	118.2	52	36	44.4
700,000-749,999	4	4	0.0	21	15	40.0	700,000-749,999	3	6	-50.0	21	18	16.7
750,000-799,999	4	5	-20.0	22	15	46.7	750,000-799,999	18	9	100.0	40	31	29.0
800,000-849,999	1	6	-83.3	5	14	-64.3	800,000-849,999	4	2	100.0	11	9	22.2
850,000-899,999	2	2	0.0	12	9	33.3	850,000-899,999	6	3	100.0	19	15	26.7
900,000-949,999	1	3	-66.7	6	8	-25.0	900,000-949,999	3	2	50.0	7	10	-30.0
950,000-999,999	1	1	0.0	6	5	20.0	950,000-999,999	9	4	125.0	16	10	60.0
1,000,000-1,099,999	2	2	0.0	9	12	-25.0	1,000,000-1,099,999	2	0	N/A	4	3	33.3
1,100,000-1,199,999	3	5	-40.0	11	9	22.2	1,100,000-1,199,999	5	1	400.0	16	8	100.0
1,200,000-1,299,999	2	0	N/A	6	8	-25.0	1,200,000-1,299,999	3	4	-25.0	7	14	-50.0
1,300,000-1,399,999	1	2	-50.0	9	6	50.0	1,300,000-1,399,999	3	1	200.0	12	4	200.0
1,400,000-1,499,999	2	0	N/A	6	5	20.0	1,400,000-1,499,999	3	0	N/A	10	5	100.0
1,500,000-1,599,999	2	0	N/A	3	4	-25.0	1,500,000-1,599,999	2	1	100.0	6	7	-14.3
1,600,000-1,699,999	3	2	50.0	4	5	-20.0	1,600,000-1,699,999	0	1	-100.0	3	2	50.0
1,700,000-1,799,999	0	0	0.0	3	2	50.0	1,700,000-1,799,999	0	1	-100.0	0	2	-100.0
1,800,000-1,899,999	1	1	0.0	3	4	-25.0	1,800,000-1,899,999	1	0	N/A	2	3	-33.3
1,900,000-1,999,999	0	0	0.0	1	1	0.0	1,900,000-1,999,999	1	0	N/A	5	1	400.0
2,000,000-2,249,999	0	1	-100.0	1	2	-50.0	2,000,000-2,249,999	1	2	-50.0	6	8	-25.0
2,250,000-2,499,999	0	1	-100.0	2	1	100.0	2,250,000-2,499,999	3	1	200.0	3	2	50.0
2,500,000-2,749,999	0	0	0.0	1	2	-50.0	2,500,000-2,749,999	2	2	0.0	4	2	100.0
2,750,000-2,999,999	1	1	0.0	2	3	-33.3	2,750,000-2,999,999	0	1	-100.0	2	4	-50.0
3,000,000-3,249,999	0	0	0.0	1	0	N/A	3,000,000-3,249,999	0	0	0.0	0	0	0.0
3,250,000-3,499,999	0	0	0.0	1	0	N/A	3,250,000-3,499,999	1	2	-50.0	3	2	50.0
3,500,000-3,749,999	0	0	0.0	1	0	N/A	3,500,000-3,749,999	1	2	-50.0	2	2	0.0
3,750,000-3,999,999	0	0	0.0	0	0	0.0	3,750,000-3,999,999	0	1	-100.0	1	1	0.0
4,000,000-4,249,999	0	0	0.0	0	0	0.0	4,000,000-4,249,999	0	0	0.0	0	0	0.0
4,250,000-4,499,999	0	0	0.0	0	0	0.0	4,250,000-4,499,999	0	0	0.0	0	0	0.0
4,500,000-4,749,999	0	0	0.0	1	0	N/A	4,500,000-4,749,999	2	0	N/A	2	0	N/A
4,750,000-4,999,999	0	0	0.0	0	0	0.0	4,750,000-4,999,999	0	0	0.0	0	0	0.0
5,000,000+	0	0	0.0	1	1	0.0	5,000,000+	0	2	-100.0	0	3	-100.0
Totals	686	798	-14.0	2998	2791	7.4	Totals	1124	1048	7.3	3883	3648	6.4

Active Listings	This Month			Year to Date			New Listings	This Month			Year to Date		
	2020	2019	% Chg	2020	2019	% Chg		2020	2019	% Chg	2020	2019	% Chg
	0-99,999	131	176	-25.6	295	419		-29.6	0-99,999	37	64	-42.2	145
100,000-149,999	167	236	-29.2	415	575	-27.8	100,000-149,999	55	77	-28.6	237	320	-25.9
150,000-199,999	219	312	-29.8	704	835	-15.7	150,000-199,999	98	175	-44.0	453	555	-18.4
200,000-249,999	224	364	-38.5	847	1042	-18.7	200,000-249,999	130	227	-42.7	579	682	-15.1
250,000-299,999	317	465	-31.8	1018	1236	-17.6	250,000-299,999	192	274	-29.9	688	825	-16.6
300,000-349,999	261	364	-28.3	857	927	-7.6	300,000-349,999	172	167	3.0	578	592	-2.4
350,000-399,999	271	383	-29.2	748	840	-11.0	350,000-399,999	140	164	-14.6	507	489	3.7
400,000-449,999	175	219	-20.1	457	503	-9.1	400,000-449,999	81	91	-11.0	299	283	5.7
450,000-499,999	182	221	-17.6	412	440	-6.4	450,000-499,999	80	87	-8.0	276	262	5.3
500,000-549,999	94	133	-29.3	193	284	-32.0	500,000-549,999	37	67	-44.8	137	170	-19.4
550,000-599,999	125	162	-22.8	271	293	-7.5	550,000-599,999	35	54	-35.2	145	161	-9.9
600,000-649,999	86	94	-8.5	173	157	10.2	600,000-649,999	29	25	16.0	110	74	48.6
650,000-699,999	97	119	-18.5	173	186	-7.0	650,000-699,999	33	38	-13.2	89	88	1.1
700,000-749,999	37	63	-41.3	72	97	-25.8	700,000-749,999	8	9	-11.1	31	47	-34.0
750,000-799,999	73	87	-16.1	140	131	6.9	750,000-799,999	22	16	37.5	61	55	10.9
800,000-849,999	27	34	-20.6	43	55	-21.8	800,000-849,999	6	9	-33.3	19	24	-20.8
850,000-899,999	57	67	-14.9	100	111	-9.9	850,000-899,999	17	22	-22.7	50	49	2.0
900,000-949,999	19	22	-13.6	39	40	-2.5	900,000-949,999	5	9	-44.4	20	18	11.1
950,000-999,999	43	55	-21.8	72	89	-19.1	950,000-999,999	5	13	-61.5	20	35	-42.9
1,000,000-1,099,999	12	16	-25.0	20	25	-20.0	1,000,000-1,099,999	2	6	-66.7	8	14	-42.9
1,100,000-1,199,999	39	43	-9.3	75	64	17.2	1,100,000-1,199,999	12	8	50.0	33	28	17.9
1,200,000-1,299,999	35	43	-18.6	56	85	-34.1	1,200,000-1,299,999	7	10	-30.0	24	25	-4.0
1,300,000-1,399,999	23	35	-34.3	44	58	-24.1	1,300,000-1,399,999	6	6	0.0	21	16	31.3
1,400,000-1,499,999	28	33	-15.2	47	45	4.4	1,400,000-1,499,999	8	7	14.3	25	15	66.7
1,500,000-1,599,999	20	20	0.0	30	36	-16.7	1,500,000-1,599,999	0	4	-100.0	12	10	20.0
1,600,000-1,699,999	23	30	-23.3	33	38	-13.2	1,600,000-1,699,999	7	7	0.0	14	12	16.7
1,700,000-1,799,999	18	19	-5.3	27	32	-15.6	1,700,000-1,799,999	5	1	400.0	9	10	-10.0
1,800,000-1,899,999	12	13	-7.7	16	24	-33.3	1,800,000-1,899,999	2	2	0.0	7	4	75.0
1,900,000-1,999,999	19	20	-5.0	29	33	-12.1	1,900,000-1,999,999	2	4	-50.0	12	9	33.3
2,000,000-2,249,999	13	23	-43.5	28	36	-22.2	2,000,000-2,249,999	2	1	100.0	5	11	-54.5
2,250,000-2,499,999	22	19	15.8	34	29	17.2	2,250,000-2,499,999	2	5	-60.0	7	11	-36.4
2,500,000-2,749,999	14	17	-17.6	23	28	-17.9	2,500,000-2,749,999	2	4	-50.0	7	8	-12.5
2,750,000-2,999,999	19	16	18.8	25	27	-7.4	2,750,000-2,999,999	4	3	33.3	7	8	-12.5
3,000,000-3,249,999	3	3	0.0	4	4	0.0	3,000,000-3,249,999	1	2	-50.0	3	2	50.0
3,250,000-3,499,999	7	13	-46.2	16	16	0.0	3,250,000-3,499,999	4	1	300.0	6	1	500.0
3,500,000-3,749,999	3	8	-62.5	7	9	-22.2	3,500,000-3,749,999	2	0	N/A	3	0	N/A
3,750,000-3,999,999	8	11	-27.3	14	16	-12.5	3,750,000-3,999,999	3	4	-25.0	4	9	-55.6
4,000,000-4,249,999	2	5	-60.0	5	5	0.0	4,000,000-4,249,999	1	0	N/A	3	2	50.0
4,250,000-4,499,999	8	7	14.3	11	10	10.0	4,250,000-4,499,999	2	1	100.0	2	3	-33.3
4,500,000-4,749,999	4	3	33.3	6	4	50.0	4,500,000-4,749,999	0	0	0.0	1	2	-50.0
4,750,000-4,999,999	5	10	-50.0	7	10	-30.0	4,750,000-4,999,999	0	0	0.0	3	3	0.0
5,000,000+	31	27	14.8	37	35	5.7	5,000,000+	1	2	-50.0	12	6	100.0
Totals	2973	4010	-25.9	7623	8929	-14.6	Totals	1257	1666	-24.5	4672	5152	-9.3

All information is subject to change, is deemed reliable but is not guaranteed, and should be independently verified. The information being provided is for consumers' personal, non-commercial use and may not be used for any other purpose other than to identify prospective properties consumers may be interested in purchasing. © 2020 Montana Regional MLS, LLC and FBS. All Rights Reserved. Prepared by Casey Robinson, GRI on Tuesday, June 09, 2020 2:53 PM.