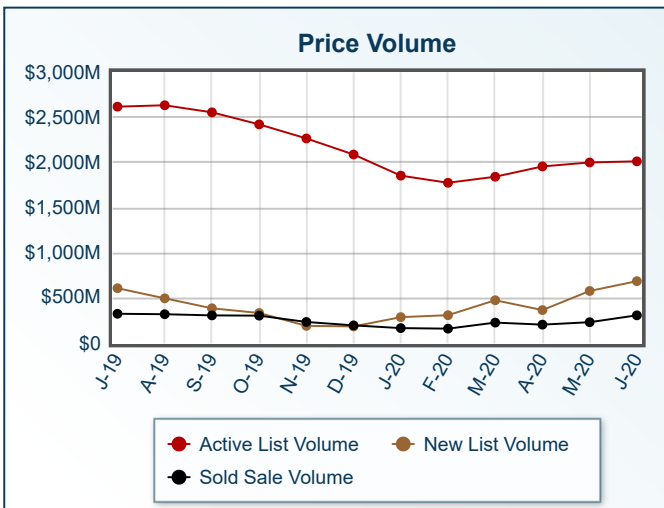
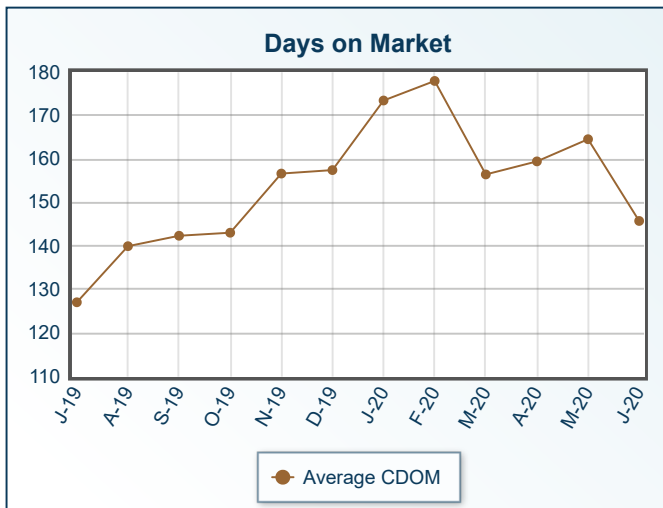
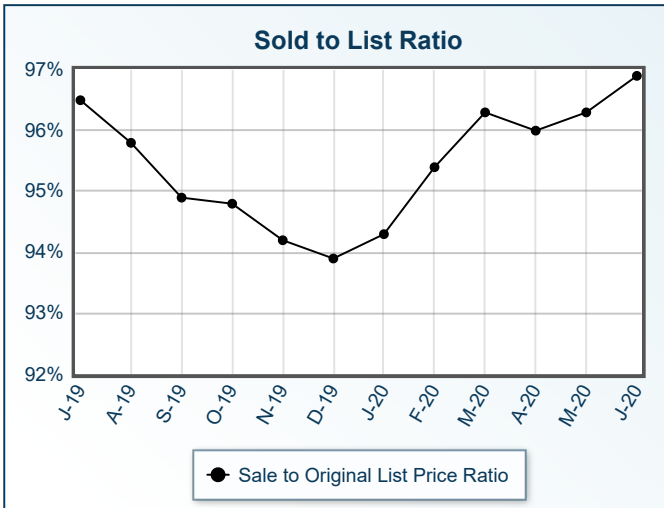
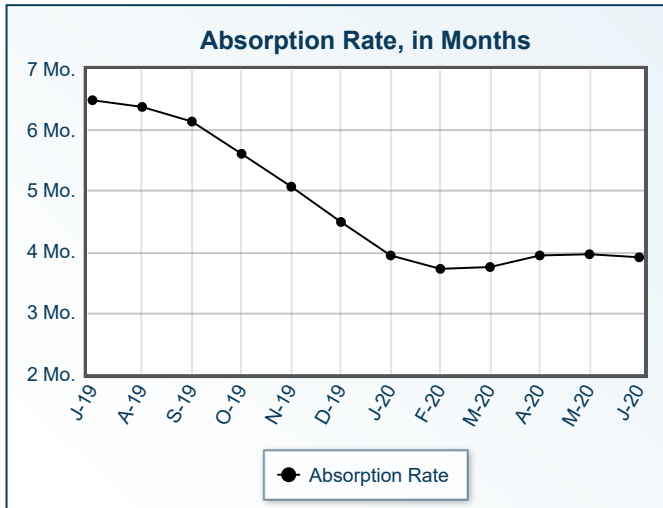
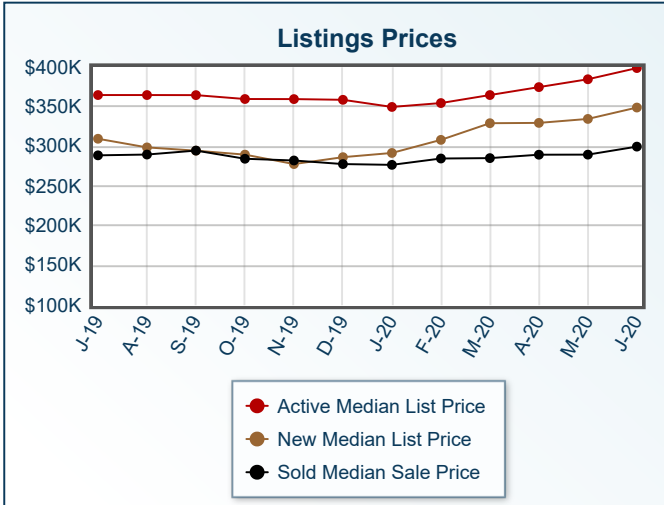
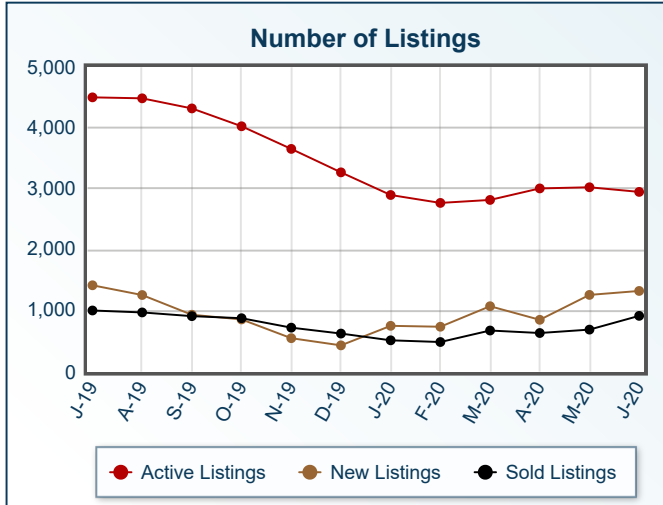


# Market Summary

Residential, June 2020



Summary Statistics						
	Jun-20	Jun-19	% Chg	2020 YTD	2019 YTD	% Chg
Absorption Rate	3.92	6.04	-35.10	3.88	5.41	-28.28
Average List Price	\$682,226	\$593,064	15.03	\$516,745	\$478,963	7.89
Median List Price	\$399,000	\$368,500	8.28	\$335,000	\$320,000	4.69
Average Sale Price	\$339,212	\$324,181	4.64	\$336,256	\$319,621	5.20
Median Sale Price	\$300,000	\$287,500	4.35	\$289,700	\$275,000	5.35
Average CDOM	145	137	5.84	160	165	-3.03
Median CDOM	71	65	9.23	91	97	-6.19

Sold Listings	This Month			Year to Date			Pending Listings	This Month			Year to Date		
	2020	2019	% Chg	2020	2019	% Chg		2020	2019	% Chg	2020	2019	% Chg
	0-99,999	34	45	-24.4	169	210		-19.5	0-99,999	35	26	34.6	174
100,000-149,999	51	58	-12.1	247	291	-15.1	100,000-149,999	74	59	25.4	276	319	-13.5
150,000-199,999	90	87	3.4	431	411	4.9	150,000-199,999	125	128	-2.3	547	544	0.6
200,000-249,999	119	154	-22.7	587	630	-6.8	200,000-249,999	155	151	2.6	725	714	1.5
250,000-299,999	163	151	7.9	674	611	10.3	250,000-299,999	207	185	11.9	834	825	1.1
300,000-349,999	146	142	2.8	565	486	16.3	300,000-349,999	153	119	28.6	707	584	21.1
350,000-399,999	104	76	36.8	392	310	26.5	350,000-399,999	158	100	58.0	572	457	25.2
400,000-449,999	55	62	-11.3	230	205	12.2	400,000-449,999	104	39	166.7	324	239	35.6
450,000-499,999	38	45	-15.6	149	135	10.4	450,000-499,999	74	38	94.7	243	182	33.5
500,000-549,999	31	25	24.0	105	101	4.0	500,000-549,999	34	29	17.2	121	125	-3.2
550,000-599,999	13	18	-27.8	93	71	31.0	550,000-599,999	47	27	74.1	153	112	36.6
600,000-649,999	22	13	69.2	63	40	57.5	600,000-649,999	29	9	222.2	92	47	95.7
650,000-699,999	8	10	-20.0	35	35	0.0	650,000-699,999	30	10	200.0	79	45	75.6
700,000-749,999	4	4	0.0	25	19	31.6	700,000-749,999	12	5	140.0	32	23	39.1
750,000-799,999	9	7	28.6	31	22	40.9	750,000-799,999	14	10	40.0	54	41	31.7
800,000-849,999	5	4	25.0	10	18	-44.4	800,000-849,999	7	5	40.0	17	14	21.4
850,000-899,999	5	2	150.0	17	11	54.5	850,000-899,999	12	5	140.0	31	20	55.0
900,000-949,999	2	4	-50.0	8	12	-33.3	900,000-949,999	3	2	50.0	9	12	-25.0
950,000-999,999	3	3	0.0	9	8	12.5	950,000-999,999	4	2	100.0	21	12	75.0
1,000,000-1,099,999	3	0	N/A	12	12	0.0	1,000,000-1,099,999	0	2	-100.0	4	5	-20.0
1,100,000-1,199,999	4	0	N/A	15	9	66.7	1,100,000-1,199,999	5	2	150.0	20	10	100.0
1,200,000-1,299,999	1	2	-50.0	7	10	-30.0	1,200,000-1,299,999	5	3	66.7	12	16	-25.0
1,300,000-1,399,999	0	0	0.0	9	6	50.0	1,300,000-1,399,999	3	0	N/A	13	4	225.0
1,400,000-1,499,999	3	1	200.0	9	6	50.0	1,400,000-1,499,999	3	2	50.0	12	7	71.4
1,500,000-1,599,999	1	0	N/A	4	3	33.3	1,500,000-1,599,999	3	0	N/A	10	7	42.9
1,600,000-1,699,999	0	0	0.0	4	5	-20.0	1,600,000-1,699,999	6	0	N/A	9	2	350.0
1,700,000-1,799,999	0	1	-100.0	3	3	0.0	1,700,000-1,799,999	3	2	50.0	3	4	-25.0
1,800,000-1,899,999	0	0	0.0	3	4	-25.0	1,800,000-1,899,999	2	0	N/A	4	3	33.3
1,900,000-1,999,999	0	0	0.0	1	1	0.0	1,900,000-1,999,999	1	1	0.0	6	2	200.0
2,000,000-2,249,999	1	1	0.0	2	3	-33.3	2,000,000-2,249,999	2	1	100.0	8	8	0.0
2,250,000-2,499,999	1	1	0.0	3	2	50.0	2,250,000-2,499,999	3	1	200.0	6	3	100.0
2,500,000-2,749,999	1	2	-50.0	2	4	-50.0	2,500,000-2,749,999	1	0	N/A	5	2	150.0
2,750,000-2,999,999	0	0	0.0	2	3	-33.3	2,750,000-2,999,999	2	0	N/A	4	4	0.0
3,000,000-3,249,999	0	0	0.0	1	0	N/A	3,000,000-3,249,999	0	0	0.0	0	0	0.0
3,250,000-3,499,999	0	0	0.0	1	0	N/A	3,250,000-3,499,999	1	0	N/A	4	2	100.0
3,500,000-3,749,999	0	0	0.0	1	0	N/A	3,500,000-3,749,999	2	0	N/A	4	2	100.0
3,750,000-3,999,999	0	0	0.0	0	0	0.0	3,750,000-3,999,999	3	1	200.0	3	2	50.0
4,000,000-4,249,999	0	0	0.0	0	0	0.0	4,000,000-4,249,999	0	0	0.0	0	0	0.0
4,250,000-4,499,999	0	0	0.0	0	0	0.0	4,250,000-4,499,999	0	0	0.0	0	0	0.0
4,500,000-4,749,999	0	0	0.0	1	0	N/A	4,500,000-4,749,999	0	0	0.0	2	0	N/A
4,750,000-4,999,999	0	0	0.0	0	0	0.0	4,750,000-4,999,999	1	0	N/A	1	0	N/A
5,000,000+	0	0	0.0	1	0	N/A	5,000,000+	1	0	N/A	1	2	-50.0
Totals	917	918	-0.1	3921	3697	6.1	Totals	1324	964	37.3	5142	4602	11.7

Active Listings	This Month			Year to Date			New Listings	This Month			Year to Date		
	2020	2019	% Chg	2020	2019	% Chg		2020	2019	% Chg	2020	2019	% Chg
	0-99,999	125	178	-29.8	330	469		-29.6	0-99,999	31	50	-38.0	179
100,000-149,999	164	248	-33.9	480	682	-29.6	100,000-149,999	65	107	-39.3	303	427	-29.0
150,000-199,999	224	353	-36.5	821	1010	-18.7	150,000-199,999	114	175	-34.9	567	730	-22.3
200,000-249,999	210	366	-42.6	997	1211	-17.7	200,000-249,999	150	171	-12.3	727	852	-14.7
250,000-299,999	294	466	-36.9	1201	1463	-17.9	250,000-299,999	180	229	-21.4	871	1054	-17.4
300,000-349,999	223	389	-42.7	988	1132	-12.7	300,000-349,999	130	206	-36.9	710	798	-11.0
350,000-399,999	272	388	-29.9	900	995	-9.5	350,000-399,999	145	155	-6.5	656	644	1.9
400,000-449,999	193	239	-19.2	569	595	-4.4	400,000-449,999	109	92	18.5	411	376	9.3
450,000-499,999	168	254	-33.9	479	518	-7.5	450,000-499,999	81	77	5.2	347	338	2.7
500,000-549,999	105	139	-24.5	244	323	-24.5	500,000-549,999	43	41	4.9	182	211	-13.7
550,000-599,999	120	167	-28.1	311	338	-8.0	550,000-599,999	41	46	-10.9	187	207	-9.7
600,000-649,999	80	91	-12.1	203	172	18.0	600,000-649,999	33	16	106.3	139	90	54.4
650,000-699,999	97	142	-31.7	202	218	-7.3	650,000-699,999	31	33	-6.1	119	121	-1.7
700,000-749,999	39	54	-27.8	90	106	-15.1	700,000-749,999	14	9	55.6	49	56	-12.5
750,000-799,999	72	89	-19.1	157	160	-1.9	750,000-799,999	19	28	-32.1	78	84	-7.1
800,000-849,999	27	33	-18.2	51	62	-17.7	800,000-849,999	8	8	0.0	27	31	-12.9
850,000-899,999	68	75	-9.3	128	127	0.8	850,000-899,999	22	15	46.7	77	64	20.3
900,000-949,999	26	23	13.0	49	48	2.1	900,000-949,999	13	9	44.4	32	26	23.1
950,000-999,999	45	68	-33.8	85	108	-21.3	950,000-999,999	12	18	-33.3	31	54	-42.6
1,000,000-1,099,999	16	17	-5.9	26	26	0.0	1,000,000-1,099,999	4	1	300.0	14	15	-6.7
1,100,000-1,199,999	42	41	2.4	80	69	15.9	1,100,000-1,199,999	9	5	80.0	39	34	14.7
1,200,000-1,299,999	37	51	-27.5	68	96	-29.2	1,200,000-1,299,999	13	12	8.3	36	36	0.0
1,300,000-1,399,999	27	36	-25.0	46	65	-29.2	1,300,000-1,399,999	2	8	-75.0	26	24	8.3
1,400,000-1,499,999	34	37	-8.1	55	50	10.0	1,400,000-1,499,999	7	4	75.0	32	19	68.4
1,500,000-1,599,999	21	23	-8.7	39	41	-4.9	1,500,000-1,599,999	7	4	75.0	19	15	26.7
1,600,000-1,699,999	25	30	-16.7	37	40	-7.5	1,600,000-1,699,999	5	4	25.0	18	15	20.0
1,700,000-1,799,999	19	19	0.0	29	34	-14.7	1,700,000-1,799,999	2	2	0.0	11	12	-8.3
1,800,000-1,899,999	10	15	-33.3	18	24	-25.0	1,800,000-1,899,999	3	0	N/A	9	4	125.0
1,900,000-1,999,999	20	23	-13.0	32	36	-11.1	1,900,000-1,999,999	3	3	0.0	15	12	25.0
2,000,000-2,249,999	15	22	-31.8	32	38	-15.8	2,000,000-2,249,999	3	3	0.0	8	14	-42.9
2,250,000-2,499,999	25	19	31.6	40	32	25.0	2,250,000-2,499,999	8	3	166.7	15	14	7.1
2,500,000-2,749,999	16	17	-5.9	28	29	-3.4	2,500,000-2,749,999	5	1	400.0	12	9	33.3
2,750,000-2,999,999	22	18	22.2	30	29	3.4	2,750,000-2,999,999	4	2	100.0	12	10	20.0
3,000,000-3,249,999	3	3	0.0	4	4	0.0	3,000,000-3,249,999	0	0	0.0	3	2	50.0
3,250,000-3,499,999	10	11	-9.1	19	16	18.8	3,250,000-3,499,999	1	0	N/A	7	1	600.0
3,500,000-3,749,999	1	4	-75.0	7	9	-22.2	3,500,000-3,749,999	0	0	0.0	3	0	N/A
3,750,000-3,999,999	10	12	-16.7	15	18	-16.7	3,750,000-3,999,999	1	2	-50.0	5	11	-54.5
4,000,000-4,249,999	3	5	-40.0	5	5	0.0	4,000,000-4,249,999	0	0	0.0	3	2	50.0
4,250,000-4,499,999	8	7	14.3	11	11	0.0	4,250,000-4,499,999	0	1	-100.0	2	4	-50.0
4,500,000-4,749,999	2	3	-33.3	6	4	50.0	4,500,000-4,749,999	0	0	0.0	1	2	-50.0
4,750,000-4,999,999	5	10	-50.0	9	10	-10.0	4,750,000-4,999,999	2	0	N/A	5	3	66.7
5,000,000+	30	25	20.0	43	36	19.4	5,000,000+	6	2	200.0	18	7	157.1
Totals	2953	4210	-29.9	8964	10459	-14.3	Totals	1326	1542	-14.0	6005	6692	-10.3

All information is subject to change, is deemed reliable but is not guaranteed, and should be independently verified. The information being provided is for consumers' personal, non-commercial use and may not be used for any other purpose other than to identify prospective properties consumers may be interested in purchasing. © 2020 Montana Regional MLS, LLC and FBS. All Rights Reserved. Prepared by Casey Robinson, GRI on Tuesday, July 07, 2020 12:32 PM.