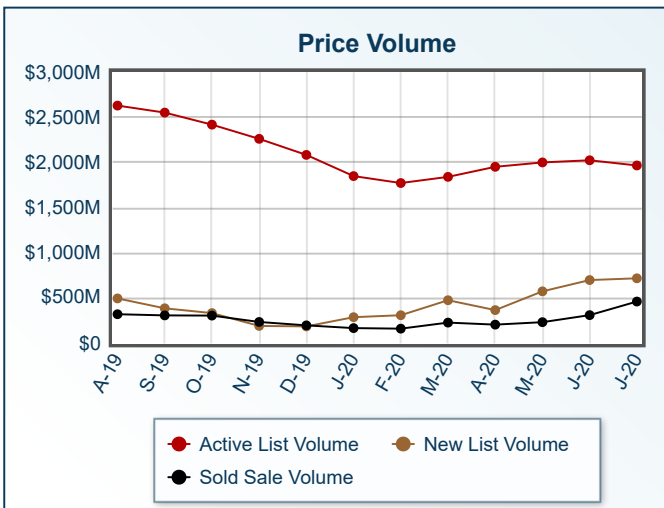
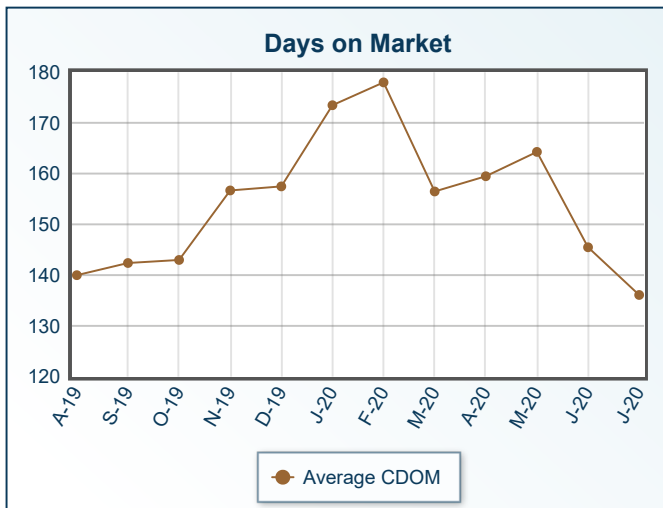
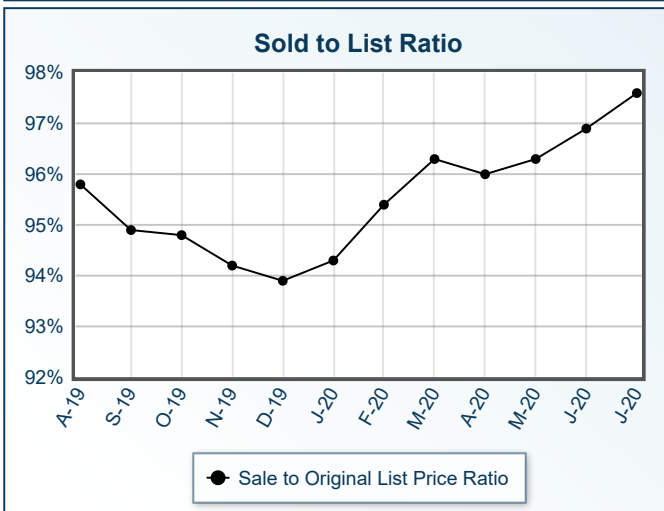
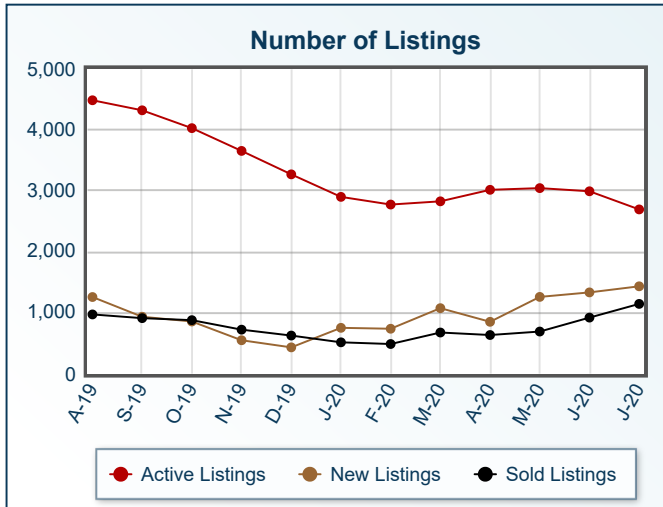


Market Summary

Residential, July 2020



Summary Statistics						
	Jul-20	Jul-19	% Chg	2020 YTD	2019 YTD	% Chg
Absorption Rate	3.58	6.5	-44.92	3.86	5.57	-30.70
Average List Price	\$729,700	\$580,307	25.74	\$514,333	\$472,781	8.79
Median List Price	\$415,000	\$364,900	13.73	\$335,900	\$319,900	5.00
Average Sale Price	\$404,450	\$326,672	23.81	\$351,797	\$321,068	9.57
Median Sale Price	\$325,000	\$289,000	12.46	\$295,125	\$279,000	5.78
Average CDOM	136	127	7.09	155	157	-1.27
Median CDOM	66	66	0.00	84	86	-2.33

Sold Listings	This Month			Year to Date			Pending Listings	This Month			Year to Date		
	2020	2019	% Chg	2020	2019	% Chg		2020	2019	% Chg	2020	2019	% Chg
	0-99,999	25	31	-19.4	194	242		-19.8	0-99,999	40	31	29.0	213
100,000-149,999	59	61	-3.3	306	352	-13.1	100,000-149,999	76	63	20.6	345	382	-9.7
150,000-199,999	95	117	-18.8	526	528	-0.4	150,000-199,999	143	104	37.5	684	648	5.6
200,000-249,999	139	151	-7.9	726	781	-7.0	200,000-249,999	171	146	17.1	886	860	3.0
250,000-299,999	179	192	-6.8	854	803	6.4	250,000-299,999	243	154	57.8	1068	979	9.1
300,000-349,999	152	148	2.7	718	633	13.4	300,000-349,999	173	148	16.9	873	732	19.3
350,000-399,999	133	106	25.5	525	416	26.2	350,000-399,999	171	99	72.7	731	556	31.5
400,000-449,999	96	49	95.9	327	254	28.7	400,000-449,999	104	67	55.2	425	306	38.9
450,000-499,999	60	40	50.0	209	175	19.4	450,000-499,999	95	41	131.7	333	223	49.3
500,000-549,999	37	29	27.6	142	130	9.2	500,000-549,999	56	27	107.4	174	152	14.5
550,000-599,999	29	29	0.0	123	100	23.0	550,000-599,999	64	24	166.7	211	136	55.1
600,000-649,999	33	5	560.0	96	45	113.3	600,000-649,999	33	13	153.8	123	60	105.0
650,000-699,999	21	11	90.9	56	46	21.7	650,000-699,999	40	11	263.6	116	56	107.1
700,000-749,999	10	7	42.9	35	26	34.6	700,000-749,999	17	6	183.3	49	29	69.0
750,000-799,999	13	9	44.4	44	31	41.9	750,000-799,999	21	6	250.0	74	47	57.4
800,000-849,999	8	2	300.0	18	20	-10.0	800,000-849,999	10	1	900.0	26	15	73.3
850,000-899,999	10	4	150.0	27	15	80.0	850,000-899,999	18	8	125.0	48	28	71.4
900,000-949,999	1	1	0.0	9	13	-30.8	900,000-949,999	8	1	700.0	17	13	30.8
950,000-999,999	4	1	300.0	14	9	55.6	950,000-999,999	9	6	50.0	28	18	55.6
1,000,000-1,099,999	3	1	200.0	15	13	15.4	1,000,000-1,099,999	1	4	-75.0	5	9	-44.4
1,100,000-1,199,999	3	4	-25.0	18	13	38.5	1,100,000-1,199,999	12	3	300.0	32	13	146.2
1,200,000-1,299,999	4	0	N/A	11	10	10.0	1,200,000-1,299,999	8	2	300.0	20	18	11.1
1,300,000-1,399,999	1	0	N/A	10	6	66.7	1,300,000-1,399,999	6	4	50.0	19	8	137.5
1,400,000-1,499,999	1	0	N/A	10	6	66.7	1,400,000-1,499,999	10	2	400.0	22	9	144.4
1,500,000-1,599,999	6	1	500.0	10	4	150.0	1,500,000-1,599,999	4	1	300.0	14	8	75.0
1,600,000-1,699,999	5	0	N/A	9	5	80.0	1,600,000-1,699,999	7	2	250.0	16	4	300.0
1,700,000-1,799,999	1	1	0.0	4	4	0.0	1,700,000-1,799,999	5	1	400.0	8	5	60.0
1,800,000-1,899,999	2	1	100.0	5	5	0.0	1,800,000-1,899,999	2	0	N/A	6	3	100.0
1,900,000-1,999,999	1	0	N/A	2	1	100.0	1,900,000-1,999,999	3	4	-25.0	9	6	50.0
2,000,000-2,249,999	2	0	N/A	4	3	33.3	2,000,000-2,249,999	4	0	N/A	11	8	37.5
2,250,000-2,499,999	3	1	200.0	6	3	100.0	2,250,000-2,499,999	7	2	250.0	11	5	120.0
2,500,000-2,749,999	1	0	N/A	3	4	-25.0	2,500,000-2,749,999	3	1	200.0	8	3	166.7
2,750,000-2,999,999	0	1	-100.0	2	4	-50.0	2,750,000-2,999,999	1	0	N/A	4	4	0.0
3,000,000-3,249,999	2	0	N/A	3	0	N/A	3,000,000-3,249,999	1	0	N/A	1	0	N/A
3,250,000-3,499,999	1	1	0.0	2	1	100.0	3,250,000-3,499,999	2	0	N/A	6	2	200.0
3,500,000-3,749,999	0	1	-100.0	1	1	0.0	3,500,000-3,749,999	1	0	N/A	4	2	100.0
3,750,000-3,999,999	2	0	N/A	2	0	N/A	3,750,000-3,999,999	1	1	0.0	4	3	33.3
4,000,000-4,249,999	0	0	0.0	0	0	0.0	4,000,000-4,249,999	0	0	0.0	0	0	0.0
4,250,000-4,499,999	0	0	0.0	0	0	0.0	4,250,000-4,499,999	0	0	0.0	0	0	0.0
4,500,000-4,749,999	0	0	0.0	1	0	N/A	4,500,000-4,749,999	0	0	0.0	2	0	N/A
4,750,000-4,999,999	1	0	N/A	1	0	N/A	4,750,000-4,999,999	0	0	0.0	1	0	N/A
5,000,000+	1	0	N/A	2	0	N/A	5,000,000+	4	0	N/A	5	2	150.0
Totals	1144	1005	13.8	5070	4702	7.8	Totals	1574	983	60.1	6632	5585	18.7

Active Listings	This Month			Year to Date			New Listings	This Month			Year to Date		
	2020	2019	% Chg	2020	2019	% Chg		2020	2019	% Chg	2020	2019	% Chg
	0-99,999	113	194	-41.8	374	533		-29.8	0-99,999	39	64	-39.1	222
100,000-149,999	144	270	-46.7	539	774	-30.4	100,000-149,999	59	92	-35.9	362	519	-30.3
150,000-199,999	199	372	-46.5	945	1151	-17.9	150,000-199,999	114	141	-19.1	689	871	-20.9
200,000-249,999	177	406	-56.4	1138	1409	-19.2	200,000-249,999	148	198	-25.3	870	1050	-17.1
250,000-299,999	257	498	-48.4	1428	1662	-14.1	250,000-299,999	225	198	13.6	1096	1253	-12.5
300,000-349,999	195	425	-54.1	1146	1298	-11.7	300,000-349,999	155	166	-6.6	868	964	-10.0
350,000-399,999	235	415	-43.4	1032	1138	-9.3	350,000-399,999	131	143	-8.4	783	787	-0.5
400,000-449,999	164	262	-37.4	674	680	-0.9	400,000-449,999	105	85	23.5	519	461	12.6
450,000-499,999	154	261	-41.0	566	588	-3.7	450,000-499,999	81	69	17.4	431	408	5.6
500,000-549,999	96	150	-36.0	283	357	-20.7	500,000-549,999	46	35	31.4	223	245	-9.0
550,000-599,999	127	175	-27.4	379	386	-1.8	550,000-599,999	62	48	29.2	255	255	0.0
600,000-649,999	72	103	-30.1	236	196	20.4	600,000-649,999	39	24	62.5	173	114	51.8
650,000-699,999	104	146	-28.8	251	245	2.4	650,000-699,999	40	27	48.1	162	149	8.7
700,000-749,999	29	59	-50.8	108	120	-10.0	700,000-749,999	20	14	42.9	69	69	0.0
750,000-799,999	78	96	-18.7	183	178	2.8	750,000-799,999	24	18	33.3	102	102	0.0
800,000-849,999	23	34	-32.4	57	70	-18.6	800,000-849,999	10	7	42.9	35	39	-10.3
850,000-899,999	74	77	-3.9	153	136	12.5	850,000-899,999	21	11	90.9	105	74	41.9
900,000-949,999	19	27	-29.6	53	51	3.9	900,000-949,999	9	3	200.0	36	29	24.1
950,000-999,999	46	74	-37.8	97	120	-19.2	950,000-999,999	13	10	30.0	41	65	-36.9
1,000,000-1,099,999	17	20	-15.0	28	31	-9.7	1,000,000-1,099,999	3	5	-40.0	16	20	-20.0
1,100,000-1,199,999	39	48	-18.7	92	77	19.5	1,100,000-1,199,999	9	9	0.0	52	42	23.8
1,200,000-1,299,999	37	51	-27.5	82	101	-18.8	1,200,000-1,299,999	15	6	150.0	49	42	16.7
1,300,000-1,399,999	26	41	-36.6	54	71	-23.9	1,300,000-1,399,999	8	6	33.3	34	30	13.3
1,400,000-1,499,999	30	33	-9.1	61	54	13.0	1,400,000-1,499,999	8	4	100.0	39	23	69.6
1,500,000-1,599,999	25	24	4.2	46	42	9.5	1,500,000-1,599,999	6	1	500.0	26	16	62.5
1,600,000-1,699,999	24	31	-22.6	48	42	14.3	1,600,000-1,699,999	9	2	350.0	29	17	70.6
1,700,000-1,799,999	14	18	-22.2	32	36	-11.1	1,700,000-1,799,999	3	2	50.0	14	14	0.0
1,800,000-1,899,999	10	14	-28.6	18	26	-30.8	1,800,000-1,899,999	0	1	-100.0	8	6	33.3
1,900,000-1,999,999	19	20	-5.0	34	38	-10.5	1,900,000-1,999,999	3	2	50.0	17	14	21.4
2,000,000-2,249,999	14	24	-41.7	38	40	-5.0	2,000,000-2,249,999	5	2	150.0	13	16	-18.7
2,250,000-2,499,999	25	19	31.6	44	36	22.2	2,250,000-2,499,999	4	5	-20.0	20	18	11.1
2,500,000-2,749,999	18	19	-5.3	32	31	3.2	2,500,000-2,749,999	5	2	150.0	17	11	54.5
2,750,000-2,999,999	21	18	16.7	31	34	-8.8	2,750,000-2,999,999	2	5	-60.0	13	15	-13.3
3,000,000-3,249,999	2	4	-50.0	5	6	-16.7	3,000,000-3,249,999	1	2	-50.0	4	4	0.0
3,250,000-3,499,999	12	13	-7.7	21	20	5.0	3,250,000-3,499,999	2	4	-50.0	10	5	100.0
3,500,000-3,749,999	2	4	-50.0	8	10	-20.0	3,500,000-3,749,999	0	1	-100.0	4	1	300.0
3,750,000-3,999,999	6	11	-45.5	14	18	-22.2	3,750,000-3,999,999	0	0	0.0	4	11	-63.6
4,000,000-4,249,999	3	4	-25.0	5	5	0.0	4,000,000-4,249,999	0	0	0.0	3	2	50.0
4,250,000-4,499,999	8	9	-11.1	12	14	-14.3	4,250,000-4,499,999	1	3	-66.7	3	7	-57.1
4,500,000-4,749,999	2	3	-33.3	6	5	20.0	4,500,000-4,749,999	0	1	-100.0	1	3	-66.7
4,750,000-4,999,999	7	9	-22.2	12	10	20.0	4,750,000-4,999,999	3	0	N/A	8	3	166.7
5,000,000+	31	24	29.2	50	39	28.2	5,000,000+	7	3	133.3	25	10	150.0
Totals	2698	4505	-40.1	10415	11878	-12.3	Totals	1435	1419	1.1	7450	8112	-8.2

All information is subject to change, is deemed reliable but is not guaranteed, and should be independently verified. The information being provided is for consumers' personal, non-commercial use and may not be used for any other purpose other than to identify prospective properties consumers may be interested in purchasing. © 2020 Montana Regional MLS, LLC and FBS. All Rights Reserved. Prepared by Casey Robinson, GRI on Thursday, August 06, 2020 11:37 AM.